



# INDEX

Affinity Laws	35	Manifold Losses — Trailers	29
Air Eliminator — Friction Loss	27	Materials of Construction	30-33
Altitude Effects — Engines	14	Meter Flow Losses	28
— Suction Lifts	12	Motor — Data and Speeds	5
API to Specific Gravity Conversion	12	Net Positive Suction Head Data	9-10
Atmospheric Pressure	12	Nozzle Losses	27
Available NPSH	9	Nozzle — Theoretical Flows	16
Baum'e (Degrees) to Sp. Gr. Conversion	12	pH Definition and Pump Construction	4
Capacity and Volume Equivalents	16	Pipe Data	11
Centrifugal Pump — Comparison	34	Pressure — Equivalents	11
— Operation	35	— Conversions	15
Computing Pump Requirement	7-8	Pump — Installation	7
Construction for Various Liquids	30-33	— Selection	7
Conversion Units	36-39	— Computation	7-8
Current Consumption — KW Hours	5	— Suction Limitations	9
Decimal Equivalents	11	— Constructions	30-33
Electrolysis — Definition	4	— Comparisons	34
Elevation Effects	12	— Operation	35
Engine — Altitude Effects	14	Required NPSH	9
Friction — Pipe, Hose, Plastic, Aluminum	21-25	Specific Gravity — Definition	4
— Valves and Fittings	26	— Common Liquids	18-20
— Petroleum System Components	27-29	— Conversion Tables	12
Head Terms — Definitions	3	Strainer Losses	27
Horse Power — Requirements	5	Suction — Limitations	9
— Formulas	5	— Maximum Lifts	12-13
— For Water Pumping	6	Trailer Manifold Losses	29
Installation of Pump	7	Truck Pump System Losses	29
Inches Mercury to Ft. Conversion	14	Units of Conversion	36-39
Loading Assembly Loss	28	Vapor Pressure — Definition	9
		— Common Liquids	13
		Velocity Head — Definition	3
		— Velocity Conversion	3
		Viscosity — Definition	4
		— Centrifugal Pumps	4-17
		— Conversion Tables	17
		— Common Liquids	18-20
		Volume & Capacity Equivalents	16

**NOTE:** The information compiled in this manual was gathered from many sources, i.e., various manufacturers' data, engineering hand-books, practical experience and laboratory tests. To the best of our ability, the information is accurate, although we are not responsible for any information gathered and compiled in this manual.

# COMMON PUMP HEAD TERMS

The term "head" by itself is rather misleading. It is commonly taken to mean the difference in elevation between the suction level and the discharge level of the liquid being pumped. Although this is partially correct, it does not include all of the conditions that should be included to give an accurate description.

## FRICITION HEAD

—is the pressure expressed in lbs./sq. in. or feet of liquid needed to overcome the resistance to the flow in the pipe and fittings.

## SUCTION LIFT

—exists when the source of supply is below the center line of the pump.

## SUCTION HEAD

—exists when the source of supply is above the center line of the pump.

## STATIC SUCTION LIFT

—is the vertical distance from the center line of the pump down to the free level of the liquid source.

## STATIC SUCTION HEAD

—is the vertical distance from the center line of the pump up to the free level of the liquid source.

## STATIC DISCHARGE HEAD

—is the vertical elevation from the center line of the pump to the point of free discharge.

## DYNAMIC SUCTION LIFT

—includes static suction lift, friction head loss, and velocity head.

## DYNAMIC SUCTION HEAD

—includes static suction head minus friction head minus velocity head.

## DYNAMIC DISCHARGE HEAD

—includes static discharge head plus friction head plus velocity head.

## TOTAL DYNAMIC HEAD

—includes the dynamic discharge head plus dynamic suction lift or minus dynamic suction head.

## VELOCITY HEAD

—is the head needed to accelerate the liquid. Knowing the velocity of the liquid, the velocity head loss can be calculated by a simple formula  $Head = V^2/2g$  in which  $g$  is acceleration due to gravity or 32.16 ft./sec. Although the velocity head loss is a factor in figuring the dynamic heads, the value is usually small and in most cases negligible. See table

VELOCITY—VELOCITY HEAD

Velocity Ft./Sec.	4	5	6	7	8	9	10	11	12	13	14	15
Velocity Head-Feet	.25	.39	.56	.76	1.0	1.25	1.55	1.87	2.24	2.62	3.05	3.25

The term "head" is usually expressed in feet whereas pressure is usually expressed in pounds per square inch. Quite often the suction lift is expressed in inches of vacuum (mercury). The formula for converting these factors follows:

$$\frac{\text{lbs./sq. in.}}{\text{Pressure}} = \frac{\text{Head (Feet)} \times \text{Specific Gravity}}{2.31}$$

$$\text{Head (Feet)} = \frac{\text{Pressure (PSI)} \times 2.31}{\text{Specific Gravity}}$$

$$\text{Vacuum inches of mercury} = \text{Dynamic suction lift (feet)} \times 0.883 \times \text{Specific Gravity}$$

# DEFINITIONS AND OTHER INFORMATION

## SPECIFIC GRAVITY

Direct ratio of any liquid's weight to the weight of water at 62°F. Water at 62°F weighs 8.33# per gallon and is designated 1.0 sp. gr.

*NOTE: A centrifugal pump develops head, not pressure. All pressure figures should be converted to feet of head taking into consideration the sp. gr. (Ft. HD = PSI × 2.31 ÷ Sp. Gr.)*

## VISCOSITY

Property of a liquid that resists any force

tending to produce flow. It is the evidence of cohesion between the particles of a fluid which causes a liquid to offer resistance analogous to friction. An increase in the temperature reduces the viscosity; conversely, a temperature reduction increases the viscosity. Pipe friction loss increases as viscosity increases.

## EFFECTS OF VISCOSITY

Viscous liquids tend to increase pump HP, reduce efficiency, reduce capacity and head and increase pipe friction.

## VISCOSITY-CENTRIFUGAL PUMP PERCENTAGE OF WATER CHARACTERISTICS — APPROXIMATE GUIDE

Viscosity S.S.U.	Capacity	Head	Efficiency
31.5	100%	100%	100%
500	95%	98%	80%
1000	92%	97%	70%
2000	89%	94%	60%

*NOTE: Viscosities higher than 500 SSU should be referred to manufacturer.*

## ELECTROLYSIS

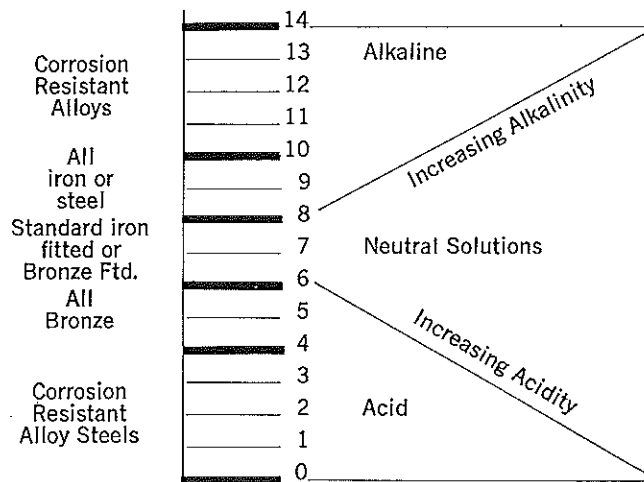
Any combination of dissimilar metals should be avoided whenever practicable when the liquid being pumped is an electrolyte. Such metals tend to promote galvanic action and

may deteriorate rapidly. An electrolyte solution is one similar to brackish sea water, certain acids, etc.

pH is a measure of hydrogen ion concentration. pH of 7 is neutral—below 7 acid—above 7 alkaline

General Guide—Pump Construction

## pH VALUE OF SOLUTIONS—GENERAL GUIDE FOR PUMP CONSTRUCTION



*NOTE: There is no substitute for experience in selecting materials for pump construction. Previous experience in handling a particular solution should be the main criterion in determining the optimal construction.*

# POWER REQUIRED FOR PUMPING

$$\text{Water Horsepower} = \frac{\text{GPM} \times \text{Feet Head} \times \text{Sp. Gr.}}{3960}$$

(Theoretical H.P.)

$$\text{Over-All-Horsepower} = \text{BHP} \times \text{Motor Eff.}$$

(wire to water HP)

$$\text{Brake Horsepower} = \frac{\text{GPM} \times \text{Feet Head} \times \text{Sp. Gr.}}{3960 \times \text{Pump Efficiency}}$$

$$\text{Current Consumption in Kilowatt Hours} = \frac{\text{Feet Head} \times 0.00315}{\text{Pump Eff.} \times \text{Motor Eff.}}$$

(per 1000 gallons of water)

## MOTOR SPEEDS

The synchronous speed of any alternating current (AC) motor is set by the frequency of the line voltage and the number of poles.

SYNCHRONOUS SPEED				
POLES	60 CYCLES	50 CYCLES	40 CYCLES	25 CYCLES
2	3600	3000	2400	1500
4	1800	1500	1200	750
6	1200	1000	800	500
8	900	750	600	375
10	720	600	480	300
12	600	500	400	250

Squirrel-cage or wound-rotor induction motors lose speed as the load increases.

Decrease the synchronous speed about 3% to 5% to obtain the actual shaft speed.



# GENERAL INFORMATION ON PUMP INSTALLATION

Care must be exercised in the layout and installation of pumping systems for handling industrial and petroleum liquids, especially systems handling volatile liquids.

The suction piping should be as short and direct as possible. It should be the full size called for by the pump, and if the line is long, the size should be increased. All horizontal runs should slope up to the pump so as to avoid air pockets in the suction line.

Many pumps are installed as replacements where it is necessary to utilize existing suction lines. In such places, the lift and friction of the piping should be carefully analyzed so that the pump selected will be one that does not exceed the pipe capacity.

On installations involving suction lifts a good

foot valve or line check, located at the beginning of the suction lift or an angle check valve at ground level will help insure flow as soon as the pump is started. Careful consideration should be given to the friction loss through the valve under consideration.

Fittings should be provided to permit the installation of vacuum and pressure gauges on each side of the pump if provision has not already been made in the pump for these gauges.

Quick-closing valves or nozzles should not be used on the discharge lines.

A check-valve should be installed in the discharge line as close as possible to the pump when the static discharge head exceeds 25 feet.

## INFORMATION NEEDED FOR SELECTING PUMP

GPM — (Flow)

DISCHARGE HEAD — (Push) PSI or Ft.

SUCTION LIFT — (Pull)

FRICTION — (Resistance)

TEMPERATURE — (How hot)

VISCOSITY — (How thick)

LIQUID — (What liquid)

NATURE OF LIQUID — (Clear—with solids)

SERVICE FACTOR — (Continuous or intermittent)

SP. GR. — (Weight)

TYPE OF DRIVE — (Motor—Engine, Etc.)

*NOTE: If the Total Dynamic Suction Lift (or head) and Total Dynamic Discharge Head have not been figured—list separately for suction and discharge the length and size of piping including list of all fittings, static elevation, and pressure required at discharge nozzle, if any.*

## COMPUTING SUCTION AND DISCHARGE CONDITIONS

**PROBLEM** An oil company wishes to pump 200 GPM of kerosene from a 12 ft. tank buried three feet under the ground to a loading rack assembly. The spout is sixteen feet above the same ground level and approximately 200 ft. from the tank. The suction line consists of 25' of 3" pipe and a 3" angle check valve. The discharge line consists of 200' of 3" pipe with three 90° elbows; 3" strainer, meter and air eliminator; and 3" loading arm assembly.

## DYNAMIC SUCTION LIFT

1. Static Suction Lift (Maximum) (12' Tank + 3' below ground level) .....		15 Ft.
Suction Pipe Length .....	25'	
Equivalent Length of Angle Check Valve (See Page 26) .....	18'	
Total Equivalent Pipe .....	43'	
2. Friction Loss 200 GPM — 3" pipe Ft. loss per 100' Pipe (See Page 23) .....	$12.2' \times .43 =$	5.2 Ft.
3. Velocity Head — 9.08 Ft/sec Velocity .....		= 1.25 Ft.
<b>Dynamic Suction Lift</b> .....		<b>21.45 Ft.</b>

## DYNAMIC DISCHARGE HEAD

1. Static Discharge Head .....		16.0 Ft.
Discharge Pipe Length .....	Pipe Length 200'	Head Loss
Equivalent Pipe Length:		
Meter (See Page 28) .....		7 Ft. Loss
Air Eliminator (See Page 27)....		3 Ft. Loss
Strainer (See Page 27) .....		4 Ft. Loss
Loading Arm (See Page 28) ....		9.2 Ft. Loss
Three 90° Ells (See Page 26)....	33'	
Total Equivalent Pipe Lgth. ...	233	
2. Head Loss of Accessories .....		23.2 Ft. Loss = 23.2 Ft.
3. Friction Loss 200 GPM—3' Pipe based on 233' pipe .....		= 28.4 Ft.
Ft. Loss per 100' Pipe (See Page 23) $12.2 \times 2.33$		
<b>Dynamic Discharge Head</b> .....		<b>67.6 Ft.</b>
Total Dynamic Head $21.45 + 67.6 =$		<b>89 Ft.</b>

A pump to handle 200 GPM against a Total Dynamic Head of 89 Ft. (including 21' suction) can now be selected from the Head-capacity charts or curves on the individual pump models. In the selection, the dynamic suction lift must be considered to make sure that the pump is capable of this lift at the flow rate of 200 GPM. If not, the suction must be reduced or a larger pump selected.

### NOTE

The Dynamic Suction Lift calculated in this problem represents the maximum condition (empty tank). The average condition would be a tank half full in which case the static lift would be 9' and the Dynamic Suction Lift 15.45 ft. The Total Dynamic Head would then be 83 ft. This average condition is often used in pump selection.



## SUCTION LIMITATIONS

### (ANY PUMP)

The importance of keeping within the suction limitations of any pump (centrifugal, rotary, piston) cannot be emphasized too greatly. A pump, by creating a vacuum at the suction (impeller eye on a centrifugal) utilizes atmospheric pressure (14.7# at sea level) to push the liquid into the pump. Because of this, the suction lift is limited theoretically to 33.9 ft. of water maximum ( $14.7\# \times 2.31 \div SG (1.0) = 33.9'$  water). Internal pump losses reduce this limitation even more. The dynamic suction lift should be calculated carefully at the required capacity to make sure that it is

within the pump's capabilities. Even systems taking suction from a source above the pump can cause trouble when friction losses are too great. *Always keep the pump as close to the liquid source as possible.* Many pump performance curves will show the maximum practical dynamic suction lifts for a given pump or for given capacities from that same pump. Since the limitation is based on internal pump losses also, it can be seen that in any given pump the recommended suction lift is reduced as flow increases.

## VAPOR PRESSURE

Another factor that can limit the suction lift is the vapor pressure of the liquid being handled. Vapor pressure denotes the lowest absolute pressure witnessed with a given liquid at a given temperature. If the pressure in a pump system is not equal to or greater than the vapor pressure of the liquid, the liquid will flash into a gas. It is for this same reason that we must have pressure available on the suction side of a pump when handling hot water or volatile liquids such as gasoline. Without sufficient pressure, the liquid will flash into a gas and become, of course, un-pumpable.

Many process applications use pressurized vessels on the suction side to overcome vapor

pressure of some liquids. The amount of pressure needed depends on the liquid and liquid temperature. The higher the temperature, the higher the vapor pressure. On applications involving an above ground or underground vented tank or a sump, care must be taken when handling volatile liquids to keep within the atmospheric pressure limitations.

Consider, for example a ball of liquid that has a VP of 6# absolute. This means that at least 6# pressure is needed to maintain the liquid state. Since atmospheric pressure is only 14.7# pressure (sea level) we have only 8.7# left to cover suction static lift and friction besides internal pump losses.

*NOTE: Water boils at 212° F. at sea level because its vapor pressure is 14.7# at that temperature. Since atmospheric pressure does not exceed 14.7#, there is no extra pressure to maintain a liquid state.*

*NOTE: V.P. is measured in pounds absolute. Absolute pressure is pressure above a perfect vacuum.*

## NET POSITIVE SUCTION HEAD

### (NPSH)

NPSH combines all of the factors limiting the suction side of a pump: internal pump losses, static suction lift, friction losses, vapor pressure and atmospheric conditions. It is important to differentiate between *Required NPSH* and *Available NPSH*.

*Required NPSH* — this refers to internal pump losses and is determined by laboratory test. It varies with each pump and with each pump capacity and speed change. The greater the capacity, the greater the required NPSH. *Required NPSH must always be given by the manufacturer.*

*Available NPSH* — this is a characteristic of the suction system. It can be calculated, or on an existing installation, it can be determined by field vacuum gauge readings. By definition, it is the net positive suction head above the vapor pressure available at the suction flange of the pump to maintain a liquid state. Since there are also internal pump losses (required NPSH) the available NPSH in a system must exceed the pump required NPSH — otherwise, reduction in capacity, loss of efficiency, noise, vibration and cavitation will result.

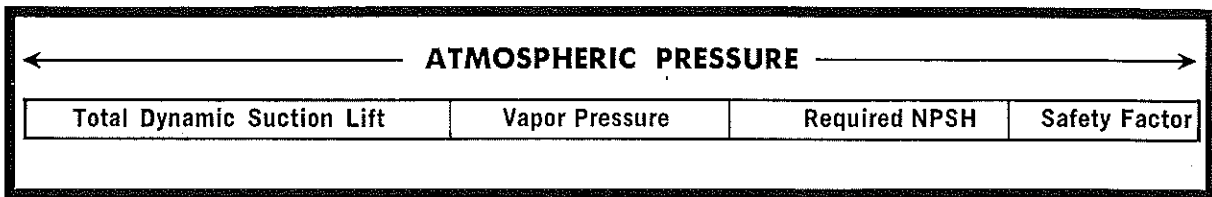
## AVAILABLE NPSH IN A SYSTEM

Available NPSH = Positive factors (less) negative factors

Positive Factors		Negative Factors
Static Suction Head (if any)		Vapor Pressure—PSIA
Atmospheric Pressure (if open or vented tank or sump)		* All Friction Losses (including velocity head) Total Dynamic Suction Lift
Positive Pressure (if closed pressurized tank)		* Static Suction Lift (if any)
This side	(less)	This Side = Balance or Available NPSH

**Note:** Always convert all terms to feet taking into consideration the Sp. Gr. of the liquid being handled.

An ideal suction condition pumping from a vented tank would be:



## NPSH FORMULAS

### PROPOSED INSTALLATION — EXISTING INSTALLATION

To determine the N.P.S.H. available in a proposed application, the following formula is recommended:

$$H_{sv} = H_p \pm H_z - H_f - H_{vp}$$

$H_{sv}$  = Available N.P.S.H. expressed in feet of fluid.

$H_p$  = Absolute pressure on the surface of the liquid where the pump takes suction, expressed in "feet". This could be atmospheric pressure or vessel pressure (pressurized tank).

$H_z$  = Static elevation of the liquid above or below the centerline of the impeller, expressed in feet.

$H_f$  = Friction and velocity head loss in the piping, also expressed in feet.

$H_{vp}$  = Absolute vapor pressure of the fluid at the pumping temperature, expressed in feet of fluid.

To determine the N.P.S.H. available in an *existing installation*, the preceding formula can be used or the following can be employed in which case it is not necessary to figure elevations and friction losses because the suction gauge reading accounts for these factors.

$$H_{sv} = P_a \pm P_s - \frac{V_s^2}{2g} - H_{vp}$$

$H_{sv}$  = N.P.S.H. expressed in feet of fluid.

$P_a$  = Atmospheric pressure for the elevation of the installation, expressed in feet.

$P_s$  = Gauge pressure or vacuum at the suction flange of the pump corrected to the pump centerline and expressed in feet. (+ if pressure or— if vacuum).

$\frac{V_s^2}{2g}$  = Velocity head at the point of measurement of  $P_s$ .

$H_{vp}$  = Absolute vapor pressure, expressed in feet.

### MISCELLANEOUS DATA ON STANDARD PIPE

Nominal Diameter, Inches	Actual Outside Diameter, Inches	Actual Inside Diameter, Inches	Inside Area, Square Inches	Weight per Foot, Pounds	Length in Feet Containing One U. S. Gallon	Length in Feet Containing One Cubic Foot	U. S. Gallons in One Lineal Foot	Pounds of Water in One Lineal Foot
1/2	0.840	0.622	0.304	0.846	63.322	473.910	0.0158	0.1316
3/4	1.050	0.824	0.533	1.119	36.116	270.030	0.0277	0.2309
1	1.315	1.049	0.864	1.660	22.280	166.620	0.0449	0.3742
1 1/4	1.660	1.380	1.496	2.244	12.867	96.275	0.0777	0.6477
1 1/2	1.900	1.610	2.036	2.684	9.454	70.733	0.1058	0.8816
2	2.375	2.067	3.356	3.609	5.736	42.913	0.1743	1.4530
2 1/2	2.875	2.469	4.788	5.725	4.020	30.077	0.2487	2.0732
3	3.500	3.068	7.393	7.486	2.593	19.479	0.3840	3.2012
3 1/2	4.000	3.548	9.887	9.001	1.947	14.565	0.5136	4.2812
4	4.500	4.026	12.730	10.665	1.512	11.312	0.6613	5.5125
4 1/2	5.000	4.506	15.947	12.392	1.207	9.030	0.8284	6.9053
5	5.563	5.047	20.006	14.448	0.962	7.198	1.0398	8.6629
6	6.625	6.065	28.890	18.755	0.666	4.984	1.5008	12.5101
7	7.625	7.023	38.738	23.271	0.497	3.717	2.0124	16.7743
8	8.625	7.981	50.027	28.221	0.384	2.878	2.5988	21.6627

### PRESSURE EQUIVALENTS

PSI	Feet of Water	Inches of Water	Meters of Water	Inches of Mercury	MM of Mercury	Kilograms per Sq. CM
1.0	2.306	27.68	.704	2.036	51.712	.0703
.433	1.0	12.0	.305	.8826	22.418	.0305
.0361	.0833	1.0	.0254	.0736	1.868	.00254
1.421	3.28	39.37	1.0	2.89	—	.1
.4912	1.133	13.596	.0346	1.0	25.4	.0345
.01934	.0446	.5354	.0136	.03937	1.0	.001360
14.223	32.81	393.7	10.0	28.96	735.51	1.0

### DECIMAL EQUIVALENTS

1/4	1/64 .015625	1/32 .03125	3/64 .046875	1/16 .0625	5/64 .078125	3/32 .09375	7/64 .109375	1/8 .125	3/16 .140625	5/32 .15625	1/4 .171875	3/8 .1875	1/2 .203125	5/8 .21875	3/4 .234375	1 .25
1/2	1/64 .265625	3/32 .28125	1/4 .296875	5/16 .3125	3/8 .328125	1/2 .34375	5/8 .359375	3/4 .375	7/8 .390625	15/16 .40625	1 .421875	1 1/16 .4375	1 1/8 .453125	1 1/4 .46875	1 1/2 .484375	1 3/4 .50
3/4	33/64 .515625	17/32 .53125	35/64 .546875	9/16 .5625	11/16 .578125	13/16 .59375	29/32 .609375	3/8 .625	7/8 .640625	15/16 .65625	1 1/8 .671875	1 1/4 .6875	1 1/2 .703125	1 3/4 .71875	2 .734375	2 1/4 .75
1	49/64 .765625	25/32 .78125	51/64 .796875	13/16 .8125	27/32 .828125	29/32 .84375	59/64 .859375	7/8 .875	15/8 .890625	1 .90625	1 1/8 .921875	1 1/4 .9375	1 1/2 .953125	1 3/4 .96875	2 .984375	2 1/4 1.

# SPECIFIC GRAVITY CONVERSION TABLES

NOTE: To convert degrees API to specific gravity (liquids lighter than water)

$$\text{Sp. Gr.} = \frac{141.5}{131.5 + \text{Degrees API}}$$

To convert degrees Baumé to specific gravity (liquids heavier than water)

$$\text{Sp. Gr.} = \frac{145}{145 - \text{Degrees Baumé}}$$

## CONVERSION TABLE BAUME

Specific Gravity – Weight per Gallon for liquids **HEAVIER** than water

Baumé	Specific Gravity	Wght. per Gal.	Baumé	Specific Gravity	Wght. per Gal.	Baumé	Specific Gravity	Wght. per Gal.	Baumé	Specific Gravity	Wght. per Gal.	Baumé	Specific Gravity	Wght. per Gal.
0	1.000	8.33	10	1.074	8.95	20	1.160	9.67	30	1.260	10.50	40	1.381	11.51
1	1.006	8.38	11	1.082	9.02	21	1.169	9.74	31	1.271	10.59	45	1.450	12.08
2	1.014	8.45	12	1.090	9.08	22	1.178	9.82	32	1.283	10.69	50	1.526	12.72
3	1.021	8.51	13	1.098	9.15	23	1.188	9.90	33	1.294	10.78	55	1.611	13.42
4	1.028	8.57	14	1.106	9.22	24	1.198	9.98	34	1.306	10.88	60	1.705	14.21
5	1.035	8.62	15	1.115	9.29	25	1.208	10.07	35	1.318	10.98	65	1.812	15.10
6	1.043	8.69	16	1.125	9.37	26	1.218	10.15	36	1.330	11.08	70	1.933	16.11
7	1.050	8.75	17	1.132	9.43	27	1.228	10.23	37	1.342	11.18	.....	.....	.....
8	1.058	8.82	18	1.141	9.51	28	1.239	10.32	38	1.355	11.29	.....	.....	.....
9	1.066	8.88	19	1.150	9.58	29	1.250	10.42	39	1.367	11.39	.....	.....	.....

## CONVERSION TABLE API

Specific Gravity – Weight per Gallon for liquids **LIGHTER** than water

A. P. I.	Specific Gravity	Wght. per Gal.	A. P. I.	Specific Gravity	Wght. per Gal.	A. P. I.	Specific Gravity	Wght. per Gal.	A. P. I.	Specific Gravity	Wght. per Gal.	A. P. I.	Specific Gravity	Wght. per Gal.
10	1.000	8.33	31	0.871	7.25	52	0.7712	6.42	73	0.6926	5.76	91	.636	5.29
11	0.993	8.27	32	0.865	7.21	53	0.7670	6.39	74	0.6893	5.73	92	.633	5.27
12	0.986	8.21	33	0.860	7.16	54	0.7637	6.35	75	0.6859	5.70	93	.630	5.25
13	0.979	8.16	34	0.855	7.12	55	0.7597	6.32	76	0.6826	5.68	94	.628	5.22
14	0.973	8.10	35	0.850	7.08	56	0.7556	6.28	77	0.6793	5.65	95	.625	5.20
15	0.966	8.04	36	0.845	7.03	57	0.7516	6.28	78	0.6750	5.62	96	.622	5.18
16	0.959	7.99	37	0.840	6.99	58	0.7476	6.22	79	0.6728	5.60	97	.619	5.15
17	0.953	7.94	38	0.835	6.95	59	0.7437	6.18	80	0.6696	5.57	98	.617	5.13
18	0.946	7.88	39	0.830	6.91	60	0.7398	6.15	81	0.6665	5.54	99	.614	5.11
19	0.940	7.83	40	0.825	6.87	61	0.7359	6.12	82	0.6634	5.52	100	.611	5.09
20	0.934	7.78	41	0.820	6.83	62	0.7310	6.09	83	0.6603	5.49	.....	.....	.....
21	0.928	7.73	42	0.816	6.79	63	0.7283	6.06	84	0.6572	5.47	.....	.....	.....
22	0.921	7.68	43	0.811	6.75	64	0.7246	6.03	85	0.6541	5.44	.....	.....	.....
23	0.916	7.63	44	0.806	6.71	65	0.7209	5.99	86	0.6511	5.42	.....	.....	.....
24	0.910	7.58	45	0.802	6.68	66	0.7172	5.96	87	0.6481	5.39	.....	.....	.....
25	0.904	7.53	46	0.797	6.64	67	0.7136	5.93	88	0.6452	5.37	.....	.....	.....
26	0.898	7.48	47	0.793	6.60	68	0.7090	5.90	89	0.6422	5.34	.....	.....	.....
27	0.893	7.43	48	0.788	6.56	69	0.7065	5.87	90	0.6393	5.32	.....	.....	.....
28	0.887	7.39	49	0.784	6.53	70	0.7020	5.85	.....	.....	.....	.....	.....	.....
29	0.882	7.34	50	0.780	6.49	71	0.6995	5.82	.....	.....	.....	.....	.....	.....
30	0.876	7.30	51	0.775	6.46	72	0.6950	5.79	.....	.....	.....	.....	.....	.....

# ATMOSPHERIC PRESSURE CONDITIONS—

## ELEVATIONS ABOVE SEA LEVEL

Altitude Above Sea Level	Atmospheric Pressure Pounds/sq. in.	Barometer Reading Inches of Mercury	Equivalent Head or Water Feet	Reduction to Max. Practical Dyn. Suction Lift
0	14.7	29.929	33.95	0 Ft.
1000	14.2	28.8	32.7	1.2 "
2000	13.6	27.7	31.6	2.3 "
3000	13.1	26.7	30.2	3.7 "
4000	12.6	25.7	29.1	4.8 "
5000	12.1	24.7	27.9	6 "
6000	11.7	23.8	27.	6.9 "
7000	11.2	22.9	25.9	8 "
8000	10.8	22.1	24.9	9 "

# MAXIMUM PRACTICAL DYNAMIC SUCTION LIFT AND VAPOR PRESSURE

## WATER CHARACTERISTICS

Temp. of	Vapor Pressure		Specific Gravity	Approx. Maximum, Theoretical Suction Lift — Feet	Maximum Practical Dyn. Suction Lift — Feet
	PSI Abs	Feet			
40	.1217	0.281	1.0000	33.7	25
50	.1781	0.4115	.9997	33.5	25
60	.2563	0.592	.9990	33.4	25
70	.3631	0.815	.9980	33.1	25
80	.5069	1.17	.9966	32.7	24
90	.6982	1.612	.9950	32.3	24
100	.9492	2.191	.9931	31.4	23
110	1.275	2.942	.9906	31	22
120	1.692	3.91	.9888	30	21
130	2.223	5.145	.9857	28.8	20
140	2.889	6.675	.9833	27.2	18
150	3.718	8.56	.9803	25.3	16
160	4.741	10.945	.9773	23	14
170	5.992	13.84	.9738	20	11
180	7.510	17.35	.9702	16.5	7
190	9.339	21.55	.9667	12.4	3
200	11.53	26.65	.9632	7.2	2' Positive
210	14.12	32.6	.9592	1.3	8' Positive
220	17.19	39.7	.9552	0	15' Positive

## MAXIMUM PRACTICAL DYNAMIC SUCTION LIFTS

GASOLINES • JET FUEL • KEROSENE • SEA LEVEL ATMOSPHERE CONDITIONS

TEMPERATURE	MOTOR GASOLINE				AVIATION GAS	JET FUEL AND KEROSENE	
	Winter Gas		Summer Gas				
	Reid Vapor Pressure	14#	12#	10#			8#
50° F.		15	18	21	23	25	25'
60° F.		11	15	18'	21	23	25'
70° F.		6'	11	15'	18'	20	25'
80° F.		—	5	11	15	18	24'
90° F.		—	—	6	11	14	23'
110° F.		—	—	—	6	10	22'

NOTE: Average temperature of gasoline in underground storage tank is 55° F., not ambient.

## APPROX. VAPOR PRESSURE — PSI Absolute

### FUEL CHARACTERISTICS

TEMPERATURE	MOTOR GASOLINE				AVIATION GAS	JET FUEL AND KEROSENE
	Winter Gas		Summer Gas			
	14 Reid	12 Reid	10 Reid	8 Reid		
40	4.8	4.0	3.4	2.8	2.2	.9
50	5.9	4.9	4.1	3.4	2.8	1.0
60	7.4	6.0	5.0	4.1	3.5	1.0
70	8.9	7.4	6.0	5.0	4.2	1.2
80	10.7	9.0	7.1	5.9	5.1	1.4
90	12.8	10.6	8.6	7.0	6.2	1.7
100	14	12	10	8	7.4	2.0

# EFFECTS OF ALTITUDE ON INTERNAL COMBUSTION ENGINES

There is a power loss of approximately 3 per cent for every 1000 of elevation above sea level; also a power loss of 1 per cent for every 10° F. over 60° F. This will result in a loss

of speed, flow and pressure on the pump. The following table gives the percentage of sea level performance that can be expected at various elevations.

Altitude	Flow	Head	Altitude	Flow	Head
Sea Level	100%	100%	6000 Ft.	93%	87%
2000 Ft.	97%	95%	8000 Ft.	91%	83%
4000 Ft.	95%	91%	10000 Ft.	88%	78%

Approx. Characteristics

## NATURAL GAS OR BUTANE

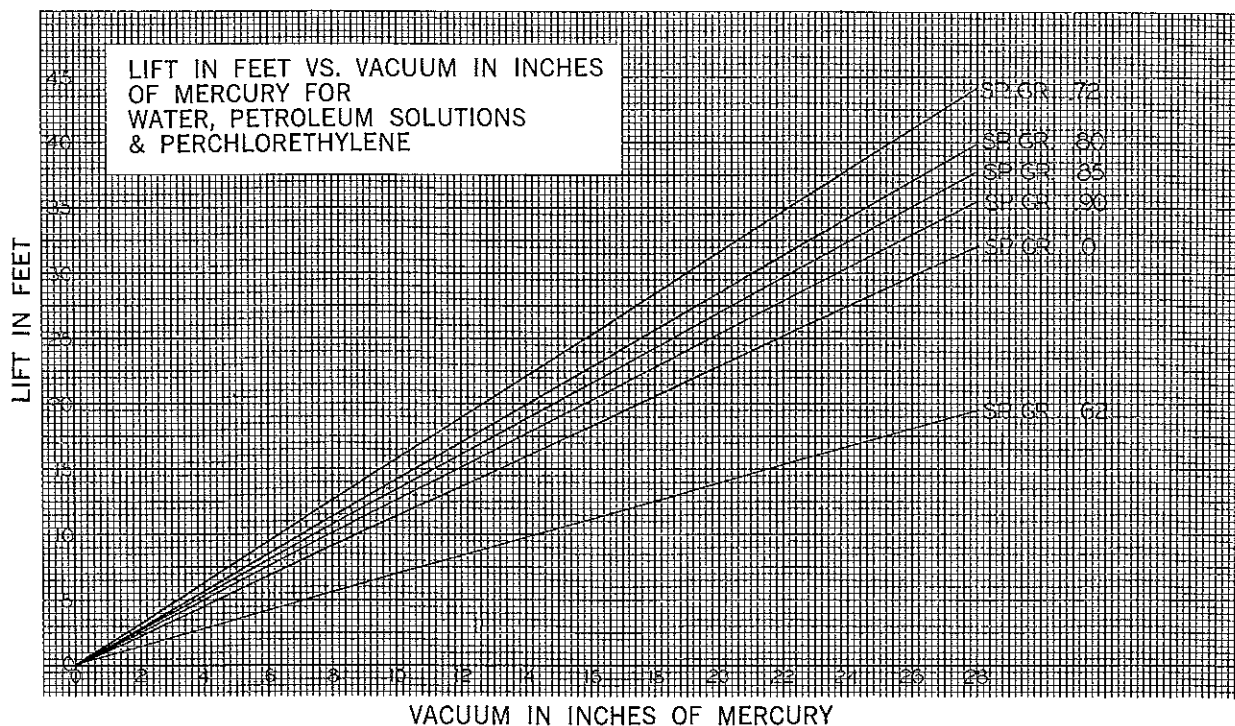
### a. Air cooled engines — (Wisconsin).

Engines built at the factory with high compression heads, special carburetor, manifold, and gas valve and regulator will develop the same power as the engines when using gasoline. The BTU content of the gas should be above 1000. Reductions in BTU content will reduce the power.


### b. Water Cooled Engines.

Converted at the factory with higher compression ratios and other equipment, there will be no power loss from the gasoline fuel performance. Field conversions without change of head (compression ratio) or manifolds will result in a 10 - 15% power loss.

## CONVERSION CHART LIFT IN FEET VS. VACUUM IN INCHES OF MERCURY



# CONVERSION CHART HEAD IN FEET VS. HEAD IN P.S.I.



## THEORETICAL DISCHARGE OF NOZZLES IN U. S. GALLONS PER MINUTE

HEAD		Velocity of Discharge Feet Per Second	DIAMETER OF NOZZLE IN INCHES								
Pounds	Feet		1/8	1/4	3/8	1/2	5/8	3/4	1	1 1/4	1 1/2
10	23.1	38.6	0.37	1.48	3.32	5.91	13.3	23.6	36.9	53.1	72.4
15	34.6	47.25	0.45	1.81	4.06	7.24	16.3	28.9	45.2	65.0	88.5
20	46.2	54.55	0.52	2.09	4.69	8.35	18.8	33.4	52.2	75.1	102
25	57.7	61.0	0.58	2.34	5.25	9.34	21.0	37.3	58.3	84.0	114
30	69.3	66.85	0.64	2.56	5.75	10.2	23.0	40.9	63.9	92.0	125
35	80.8	72.2	0.69	2.77	6.21	11.1	24.8	44.2	69.0	99.5	135
40	92.4	77.2	0.74	2.96	6.64	11.8	26.6	47.3	73.8	106	145
45	103.9	81.8	0.78	3.13	7.03	12.5	28.2	50.1	78.2	113	153
50	115.5	86.25	0.83	3.30	7.41	13.2	29.7	52.8	82.5	119	162
55	127.0	90.4	0.87	3.46	7.77	13.8	31.1	55.3	86.4	125	169
60	138.6	94.5	0.90	3.62	8.12	14.5	32.5	57.8	90.4	130	177
65	150.1	98.3	0.94	3.77	8.45	15.1	33.8	60.2	94.0	136	184
70	161.7	102.1	0.98	3.91	8.78	15.7	35.2	62.5	97.7	141	191
75	173.2	105.7	1.01	4.05	9.08	16.2	36.4	64.7	101	146	198
80	184.8	109.1	1.05	4.18	9.39	16.7	37.6	66.8	104	150	205
85	196.3	112.5	1.08	4.31	9.67	17.3	38.8	68.9	108	155	211
90	207.9	115.8	1.11	4.43	9.95	17.7	39.9	70.8	111	160	217
95	219.4	119.0	1.14	4.56	10.2	18.2	41.0	72.8	114	164	223
100	230.9	122.0	1.17	4.67	10.5	18.7	42.1	74.7	117	168	229
105	242.4	125.0	1.20	4.79	10.8	19.2	43.1	76.5	120	172	234
110	254.0	128.0	1.23	4.90	11.0	19.6	44.1	78.4	122	176	240
115	265.5	130.9	1.25	5.01	11.2	20.0	45.1	80.1	125	180	245
120	277.1	133.7	1.28	5.12	11.5	20.5	46.0	81.8	128	184	251
125	288.6	136.4	1.31	5.22	11.7	20.9	47.0	83.5	130	188	256
130	300.2	139.1	1.33	5.33	12.0	21.3	48.0	85.2	133	192	261
135	311.7	141.8	1.36	5.43	12.2	21.7	48.9	86.7	136	195	266
140	323.3	144.3	1.38	5.53	12.4	22.1	49.8	88.4	138	199	271
145	334.8	146.9	1.41	5.62	12.6	22.5	50.6	89.9	140	202	275
150	346.4	149.5	1.43	5.72	12.9	22.9	51.5	91.5	143	206	280
175	404.1	161.4	1.55	6.18	13.9	24.7	55.6	98.8	154	222	302
200	461.9	172.6	1.65	6.61	14.8	26.4	59.5	106	165	238	323

HEAD		Velocity of Discharge Feet Per Second	DIAMETER OF NOZZLE IN INCHES								
Pounds	Feet		1	1 1/8	1 1/4	1 3/8	1 1/2	1 5/8	2	2 1/4	2 1/2
10	23.1	38.6	94.5	120	148	179	213	289	378	479	591
15	34.6	47.25	116	147	181	219	260	354	463	585	723
20	46.2	54.55	134	169	209	253	301	409	535	676	835
25	57.7	61.0	149	189	234	283	336	458	598	756	934
30	69.3	66.85	164	207	256	309	368	501	655	828	1023
35	80.8	72.2	177	224	277	334	398	541	708	895	1106
40	92.4	77.2	188	239	296	357	425	578	756	957	1182
45	103.9	81.8	200	253	313	379	451	613	801	1015	1252
50	115.5	86.25	211	267	330	399	475	647	845	1070	1320
55	127.0	90.4	221	280	346	418	498	678	886	1121	1385
60	138.6	94.5	231	293	362	438	521	708	926	1172	1447
65	150.1	98.3	241	305	376	455	542	737	964	1220	1506
70	161.7	102.1	250	317	391	473	563	765	1001	1267	1565
75	173.2	105.7	259	327	404	489	582	792	1037	1310	1619
80	184.8	109.1	267	338	418	505	602	818	1070	1354	1672
85	196.3	112.5	276	349	431	521	620	844	1103	1395	1723
90	207.9	115.8	284	359	443	536	638	868	1136	1436	1773
95	219.4	119.0	292	369	456	551	656	892	1168	1476	1824
100	230.9	122.0	299	378	467	565	672	915	1196	1512	1870
105	242.4	125.0	306	388	479	579	689	937	1226	1550	1916
110	254.0	128.0	314	397	490	593	705	960	1255	1588	1961
115	265.5	130.9	320	406	501	606	720	980	1282	1621	2005
120	277.1	133.7	327	414	512	619	736	1002	1310	1659	2050
125	288.6	136.4	334	423	522	632	751	1022	1338	1690	2090
130	300.2	139.1	341	432	533	645	767	1043	1365	1726	2132
135	311.7	141.8	347	439	543	656	780	1063	1390	1759	2173
140	323.3	144.3	354	448	553	668	795	1082	1415	1790	2212
145	334.8	146.9	360	455	562	680	809	1100	1440	1820	2250
150	346.4	149.5	366	463	572	692	824	1120	1466	1853	2290
175	404.1	161.4	395	500	618	747	890	1210	1582	2000	2473
200	461.9	172.6	423	535	660	790	950	1294	1691	2140	2645

NOTE: The actual quantities will vary from these figures, the amount of variation depending upon the shape of nozzle and size of pipe at the point where the pressure is determined. With smooth taper nozzles the actual discharge is about 94 per cent. of the figures given in the tables.

## VOLUME AND CAPACITY EQUIVALENTS

U. S. Gallons	Imperial Gallons	Cubic Inches	Cubic Feet	Cubic Meters	Liters
1.	0.8327	231.0	0.1337	0.003785	3.785
1.201	1.	277.4	0.1605	0.004545	4.546
0.004329	0.003604	1.	0.0005787	0.00001639	0.01639
7.481	6.229	1728.	1.	0.02832	28.32
264.2	220.0	61023.	35.31	1.	1000.
0.2642	0.2200	61.02	0.03531	0.001000	1.



## VISCOSITY CONVERSION TABLE

SSU Seconds Saybolt Universal	SSF Seconds Saybolt Furol	Kinematic Viscosity Centistokes (Centi- poises)	Seconds Redwood (Standard)
31	.....	1.00	29
35	.....	2.56	32.1
40	.....	4.30	36.2
50	.....	7.40	44.3
60	.....	10.20	52.3
70	12.95	12.83	60.9
80	13.70	15.35	69.2
90	14.44	17.80	77.6
100	15.24	20.20	85.6
150	19.30	31.80	128
200	23.5	43.10	170
250	28.0	54.30	212
300	32.5	65.40	254
400	41.9	87.60	338
500	51.6	110.0	423
600	61.4	132	508
700	71.1	154	592
800	81.0	176	677
900	91.0	198	762
1000	100.7	220	896
1500	150	330	1270
2000	200	440	1690
2500	250	550	2120
3000	300	660	2540
4000	400	880	3380
5000	500	1100	4230
6000	600	1320	5080
7000	700	1540	5920
8000	800	1760	6770
9000	900	1980	7620
10000	1000	2200	8460
15000	1500	3300	13700
20000	2000	4400	18400

$$\text{Kinematic Viscosity (Stokes)} = \frac{\text{Absolute Visc. (Poises)}}{\text{Specific Gravity}}$$

$$1 \text{ Centistoke} = \frac{\text{Stoke}}{100}$$

$$1 \text{ Centipoise} = \frac{\text{Poise}}{100}$$

$$1 \text{ Stoke} = 100 \text{ Centistokes}$$

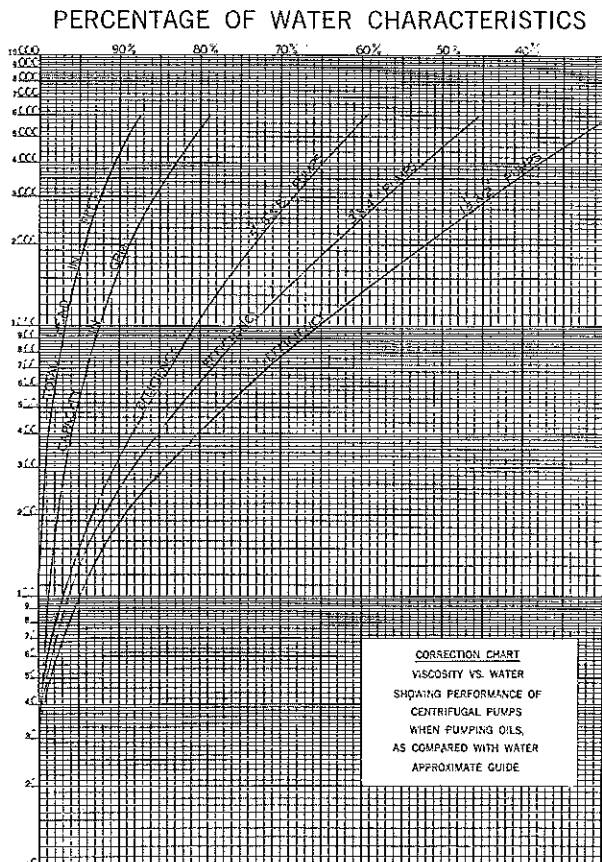

$$1 \text{ Poise} = 100 \text{ Centipoises}$$

### \*Centipoises

The term "Centipoises" is referred to commonly as a measure of **Kinematic Viscosity**. Convert centipoises to centistokes by dividing by the Specific Gravity of the solution at the operating temperature.

**NOTE:** Plotting Viscosity = If viscosity is known at any two temperatures, the viscosity at other temperatures can be obtained by plotting the viscosity against temperature in degrees fahrenheit on log paper. The points lie in a straight line.

**VISCOSITY  
IN  
SECONDS  
SAYBOLT  
UNIVERSAL**



# VISCOSITY AND SPECIFIC

LIQUID	SPECIFIC GRAVITY	VISCOSITY S.S.U.						
		40° F.	60° F.	80° F.	100° F.	120° F.	140° F.	160° F.
<b>Miscellaneous Liquids</b>								
Water .....	1.0	31.5	31.5	31.5	31.5	31.5	31.5	31.5
Gasoline .....	.68 -.74	30	30	30	30	30	30	30
Jet Fuel .....	.74 -.85	35	35	35	35	35	35	35
Kerosene .....	.78 -.82	42	38	34	33	31	30	30
Turpentine .....	.86 -.87	34	33	32.8	32.6	32.4	32	32
Varnish Spar .....	.9	3500	1600	1000	650	530	250	230
<b>Fuel Oil and Diesel Oil</b>								
No. 1 Fuel Oil .....	.82 -.95	40	38	35	33	31	30	30
No. 2 Fuel Oil .....	.82 -.95	70	50	45	40	—	—	—
No. 3 Fuel Oil .....	.82 -.95	90	68	53	45	40	—	—
No. 5A Fuel Oil .....	.82 -.95	1000	400	200	100	75	60	40
No. 5B Fuel Oil .....	.82 -.95	1300	600	490	400	330	290	240
No. 6 Fuel Oil .....	.82 -.95	—	70000	20000	90000	1900	900	500
No. 2D Diesel Fuel Oil .....	.82 -.95	100	68	53	45	40	36	35
No. 3D Diesel Fuel Oil .....	.82 -.95	200	120	80	60	50	44	40
No. 4D Diesel Fuel Oil .....	.82 -.95	1600	600	280	140	90	68	54
No. 5D Diesel Fuel Oil .....	.82 -.95	15000	5000	2000	900	400	260	160
<b>Crankcase Oils — Automobile Lubricating Oils</b>								
SAE 10 .....	.88 -.935	1500-2400	600-900	300-400	170-220	110-130	75-90	60-65
SAE 20 .....	.88 -.935	2400-9000	900-3000	400-1100	220-550	130-280	90-170	65-110
SAE 30 .....	.88 -.935	9000-14000	3000-4400	1100-1800	550-800	280-400	170-240	110-150
SAE 40 .....	.88 -.935	14000-19000	4400-6000	1800-2400	800-1100	400-550	240-320	150-200
SAE 50 .....	.88 -.935	19000-45000	6000-10000	2400-4000	1100-1800	550-850	320-480	200-280
SAE 60 .....	.88 -.935	45000-60000	10000-17000	4000-6000	1800-2500	850-1200	480-580	280-380
SAE 70 .....	.88 -.935	60000-120000	17000-45000	6000-10000	2500-4000	1200-1800	580-900	380-500

# GRAVITY OF COMMON LIQUIDS

LIQUID	SPECIFIC GRAVITY	VISCOSITY S.S.U.						
		40° F.	60° F.	80° F.	100° F.	120° F.	140° F.	160° F.
<b>Transmission Oils — Automobile Transmission Gear Lubricants</b>								
SAE 90 .....	.88 -.935	14000	5500	2200	1100	650	380	240
SAE 140 .....	.88 -.935	35000	12000	5000	2200	1200	650	400
SAE 250 .....	.88 -.935	160000	50000	18000	7000	3300	1700	1000
<b>Other Oils</b>								
Castor Oil .....	.96	36000	9000	3000	1400	900	400	300
Chinawood .....	.943	4000	1800	1000	580	400	300	200
Cocoonut .....	.925	1500	500	250	140	100	70	60
Cod .....	.928	1800	600	300	175	110	80	70
Corn .....	.924	1600	700	400	250	175	100	80
Cotton Seed .....	.88 -.925	1500	600	300	176	125	80	70
Cylinder .....	.82 -.95	60000	14000	6000	2700	1400	1000	400
Navy No. 1 Fuel Oil .....	.989	4000	1100	600	380	200	170	90
Navy No. 2 Fuel Oil .....	1.0	—	24000	8700	3500	1500	900	480
Gas .....	.887	180	90	60	50	45	—	—
Insulating .....		350	150	90	65	50	45	40
Lard .....	.912-.925	1100	600	380	287	180	140	90
Linseed .....	.925-.939	1500	500	250	143	110	85	70
Raw Menhadden .....	.933	1500	500	250	140	110	80	70
Neats Foot .....	.917	—	1000	430	230	160	100	80
Olive .....	.912-.918	1500	550	320	200	150	100	80
Palm .....	.924	1700	700	380	221	160	120	90
Peanut .....	.920	1200	500	300	195	150	100	80
Quenching .....	—	2400	900	450	250	180	130	90
Rape Seed .....	.919	2400	900	450	250	180	130	90
Rosin .....	.980	28000	7800	3200	1500	900	500	300
Rosin (Wood) .....	1.09	Extremely Viscose						
Sesame .....	.923	1100	500	290	184	130	90	60
Soya Bean .....	.927-.98	1200	475	270	165	120	80	70
Sperm .....	.883	360	250	170	110	90	70	60
Turbine (Light) .....	.91	500	350	230	150			
Turbine (Heavy) .....	.91	3000	1400	700	330	200	150	100
Whale .....	.925	900	450	275	170	140	100	80

LIQUID	SPECIFIC GRAVITY	VISCOSITY S.S.U.		
		70° F.	100° F.	130° F.
<b>Sugar, Syrups, Molasses, etc.</b>				
Corn Syrups .....	1.4 -1.47	—	5,000-500,000	1,500-60,000
Glucose .....	1.35-1.44	—	35,000-100,000	10,000-13,000
Honey (Raw) .....	—	—	340	—
Molasses .....	1.40-1.49	—	1,300-250,000	700-75,000
Sugar Syrups 60 Brix .....	1.29	230	92	—
Sugar Syrups 62 Brix .....	1.30	310	111	—
Sugar Syrups 64 Brix .....	1.31	440	148	—
Sugar Syrups 66 Brix .....	1.33	650	195	—
Sugar Syrups 68 Brix .....	1.34	1000	275	—
Sugar Syrups 70 Brix .....	1.35	1650	400	—
Sugar Syrups 72 Brix .....	1.36	2700	640	—
Sugar Syrups 74 Brix .....	1.38	5500	1100	—
Sugar Syrups 76 Brix .....	1.39	10000	2000	—
Corn Starch 22 Baume .....	1.18	150	130	—
Corn Starch 24 Baume .....	1.20	600	440	—
Corn Starch 25 Baume .....	1.21	1400	800	—
Ink—Printers .....	1.0 -1.38	—	2,500-10,000	1,100- 3,000
Ink—Newspaper .....	—	—	5,500- 8,000	2400
Tallow .....	.918	56 SSU at 212° F.		—
<b>Tars</b>				
Coke Oven—Tar .....	1.12+	3000- 8000	650- 1,400	—
Gas House—Tar .....	1.16-1.3	15,000-300,000	2,000-20,000	—
<b>Crude Oils</b>				
Texas, Oklahoma .....	.81-.916	100- 700	34-210	—
Wyoming, Montana .....	.86-.88	100-1100	46-320	—
California .....	.78-.92	100-4500	34-700	—
Pennsylvania .....	.8 -85	100- 200	38-86	—
<b>Glycol</b>				
Propylene .....	1.038	240.6	—	—
Triethylene .....	1.125	185.7	—	—
Diethylene .....	1.12	149.7	—	—
Ethylene .....	1.125	88.4	—	—
Glycerine (100%) .....	1.26	2900	813	—
Phenol (Carbolic Acid) .....	.95-1.00	60	—	—
Silicate of Soda .....	—	—	365-640	—
Sulfuric Acid (100%) .....	1.83	75	—	—

# FRICTION SECTION

The size of pipe and pipe fittings for any installation should be large enough to keep friction losses reasonably low. The velocity should be kept within 10 ft./sec. for good practical results. There are, however, many

other factors to consider such as the length and cost of pipe vs cost of pump power. The cost factor can be especially important on installations involving long pipe runs and numerous valves and fittings.

## PIPE & FITTINGS

All charts are based on friction losses for clean steel pipe on schedule 40 and show average values for new pipe including adjustment of 15% for commercial installation.

To obtain approximate values for other types of pipe use multiplier correction factor of 0.9 for smooth pipe, — for 15 year old pipe use 1.43. At best, these are rough estimates.

## FRICTION LOSS FOR WATER IN FEET PER 100 FT. PIPE Schedule 40

SIZES ½" THRU 1¼"

CLEAN STEEL PIPE

Flow US GPM	Size ½" Velocity Ft./Sec.	Friction Head in Ft.	Size ¾"		Size 1"		Size 1¼"	
			Vel.	Frict.	Vel.	Frict.	Vel.	Frict.
2	2.43	5.50	—	—	—	—	—	—
3	3.65	11.50	—	—	—	—	—	—
4	4.85	19.67	2.77	4.84	—	—	—	—
5	6.07	29.67	3.46	7.27	—	—	—	—
6	7.29	41.98	4.15	10.20	2.56	3.08	—	—
8	9.72	72.11	5.52	17.25	3.42	5.22	—	—
10	12.14	110.29	6.92	26.45	4.27	7.98	—	—
12	14.61	156.40	8.30	37.99	5.12	11.06	2.96	2.85
14	17.02	210.45	9.68	50.02	5.98	14.72	3.45	3.77
16	19.44	270.35	11.07	64.75	6.83	18.98	3.94	4.83
18	—	—	12.42	80.85	7.68	23.69	4.44	6.00
20	—	—	13.80	99.01	8.53	23.69	4.93	7.29
22	—	—	15.18	119.60	9.40	34.73	5.43	8.72
24	—	—	16.56	140.30	10.25	40.94	5.92	10.26
26	—	—	17.94	164.45	11.10	47.84	6.42	11.93
28	—	—	19.32	188.60	11.95	55.09	6.91	13.69
30	—	—	—	—	12.77	62.79	7.41	15.64
35	—	—	—	—	14.95	89.30	8.64	20.93
40	—	—	—	—	17.02	109.25	9.87	27.02
45	—	—	—	—	19.21	136.85	11.10	33.70
50	—	—	—	—	21.39	167.90	12.31	41.40
55	—	—	—	—	—	—	13.57	49.68
60	—	—	—	—	—	—	13.90	38.65
65	—	—	—	—	—	—	15.99	80.04
70	—	—	—	—	—	—	17.25	79.12
75	—	—	—	—	—	—	18.52	90.51
80	—	—	—	—	—	—	19.78	102.58

# FRICTION LOSS IN FEET OF LIQUID PER

**SIZES 1½" – 2½"**

— VISCOSITY S.S.U. —

PIPE SIZE	VELOCITY FT/SEC	U.S. GPM	VISCOSITY S.S.U.										
			31.5	35	40	50	60	80	100	150	200	300	500
<b>1½"</b>	.94	6	.3	.5	.6	.5	.7	1.0	1.4	2.1	2.9	4.3	7.0
	1.26	8	.7	.8	.9	1.0	.9	1.4	1.8	2.8	3.8	5.6	9.3
	1.57	10	.9	1.2	1.4	1.5	1.2	1.7	2.2	3.5	4.8	7.0	11.7
	1.89	12	1.4	1.6	1.8	2.1	2.3	2.1	2.6	4.1	5.8	8.4	14.0
	2.36	15	2.1	2.4	2.6	3.1	3.3	2.4	3.3	5.2	7.1	10.6	17.5
	3.15	20	3.3	4.0	4.4	5.1	5.5	6.2	4.5	6.9	9.5	14.0	23.3
	3.80	25	5.2	6.0	6.7	7.5	8.1	9.1	9.8	8.6	11.8	17.5	29.2
	4.72	30	7.2	8.3	9.1	10.2	11.2	12.5	13.5	10.4	14.3	21.0	35.0
	6.30	40	12.4	14.0	15.2	17.3	18.4	20.5	22.0	24.8	19.1	28.1	46.7
	7.87	50	18.9	21.0	22.8	25.5	27.3	30.2	32.3	36.5	39.3	35.0	58.3
	9.44	60	26.7	29.8	32.1	35.2	38.0	41.6	44.6				
	11.02	70	35.9	39.4	42.4	46.2	50.1	54.9	58.4				
	12.59	80	46.3	50.6	54.1	59.3	63.4	69.2	73.9				
	14.71	90	58.5	63.3	67.3	72.9	78.3	85.8	91.1				
	15.74	100	71.5	77.1	82.1	89.0	94.3	103.3	109.1				
<b>2"</b>	2.55	25	1.5	1.8	2.0	2.3	2.5	2.8	2.1	3.2	4.3	6.4	10.8
	3.06	30	2.1	2.5	2.8	3.1	3.5	3.8	4.1	3.8	5.2	7.7	12.9
	3.57	35	2.8	3.2	3.6	4.1	4.5	5.1	5.4	4.5	6.0	9.1	15.1
	4.08	40	3.6	4.1	4.6	5.2	5.6	6.2	7.0	5.1	6.9	10.4	17.3
	5.11	50	5.4	6.2	6.8	7.7	8.3	9.1	9.9	11.2	8.6	12.9	21.5
	6.13	60	7.6	8.5	9.4	10.6	11.4	12.8	13.7	15.4	16.8	15.5	25.9
	7.15	70	10.2	11.5	12.4	13.8	15.0	16.7	17.9	20.2	21.7	18.1	30.1
	8.17	80	13.1	14.6	15.9	17.7	19.1	20.9	22.4	25.2	27.4	20.7	34.5
	9.19	90	16.3	18.2	19.7	22.1	23.5	25.9	27.5	31.1	33.7	37.6	38.8
	10.21	100	20.0	22.2	23.9	26.5	28.1	30.9	33.2	37.0	40.5	44.6	43.0
	11.23	110	24.3	26.6	28.3	31.6	33.4	36.7	38.5	43.6	47.4	53.5	47.4
	12.25	120	28.6	31.4	33.4	36.9	39.2	43.1	45.5	51.2	53.2	61.8	51.6
	13.28	130	33.4	36.3	38.5	42.8	45.1	49.7	52.8	58.7	63.1	71.1	56.0
	14.30	140	39.9	41.9	44.0	48.8	51.6	56.5	59.9	66.7	72.1	80.8	60.3
	15.32	150	43.9	47.7	50.3	55.1	58.7	63.6	67.4	75.3	81.1	91.1	104.5
16.34	160	49.5	53.9	56.8	61.6	65.8	71.4	75.8	84.8	91.1	102.0		
17.36	170	55.8	60.0	63.6	69.1	73.5	79.8	83.8	92.9	101.4			
18.38	180	62.4	67.0	71.2	76.5	82.1	88.2	92.5	100.2	110.6			
19.40	190	69.2	74.6	79.1	84.3	91.1	97.3	101.7	113.4				
20.42	200	76.6	82.3	86.9	92.9	97.9	106.6	112.4					
<b>2½"</b>	1.96	30	.9	1.0	1.2	1.4	1.5	1.6	1.3	1.8	2.5	3.8	6.3
	2.29	35	1.2	1.4	1.5	1.7	2.0	2.2	2.3	2.2	3.0	4.5	7.5
	2.61	40	1.5	1.7	2.0	2.2	2.4	2.6	2.9	2.5	3.3	5.1	8.5
	2.94	45	1.8	2.2	2.4	2.8	3.0	3.3	3.6	2.9	3.8	5.8	9.5
	3.27	50	2.2	2.6	2.9	3.2	3.6	3.9	4.3	3.1	4.3	6.3	10.6
	3.92	60	3.1	3.6	3.9	4.5	4.8	5.4	5.9	6.6	5.1	7.6	12.7
	4.58	70	4.1	4.8	5.2	6.0	6.4	7.1	7.6	8.5	5.9	8.9	14.8
	5.23	80	5.4	6.1	6.6	7.5	8.1	9.0	9.5	10.8	11.6	10.1	16.9
	5.88	90	6.8	7.6	8.2	9.2	10.0	10.9	11.8	13.2	14.4	11.4	19.1
	6.54	100	8.3	9.2	9.9	11.0	12.0	13.2	14.1	15.8	17.0	12.7	21.2
	7.18	110	9.9	10.9	11.8	13.0	13.9	15.5	16.8	18.9	20.2	22.3	23.2
	7.84	120	11.7	12.9	13.9	15.3	16.4	18.2	19.4	21.6	23.6	26.0	25.4
	8.48	130	13.6	15.0	16.0	17.8	19.1	20.8	22.3	24.8	26.7	30.2	27.5
	9.15	140	15.6	17.3	18.4	20.2	21.6	24.0	25.4	28.4	30.7	34.4	29.6
	9.81	150	17.8	19.6	20.8	22.8	24.4	26.9	28.8	32.1	35.1	38.3	31.7
10.46	160	20.1	22.0	23.3	25.8	27.4	30.1	32.3	35.9	38.9	43.0	33.8	
11.11	170	22.5	24.6	26.0	28.5	30.7	33.4	35.9	39.7	42.9	47.7	35.9	
11.76	180	25.2	27.5	29.1	31.9	34.2	37.0	39.7	44.2	47.4	53.0	61.0	
12.42	190	27.9	30.5	32.2	35.2	37.7	40.9	43.5	48.3	52.2	59.1	67.5	
13.07	200	30.9	33.6	35.4	38.4	41.1	45.0	48.0	53.6	56.7	63.3	72.2	
14.38	220	37.0	40.4	42.4	46.0	49.1	53.0	55.9	62.1	67.4	75.7	86.5	
15.69	240	43.8	47.8	50.1	53.9	56.8	62.0	65.9	72.8	78.4	87.4	99.6	
16.99	260	51.2	55.4	60.4	62.4	66.1	71.4	75.9	84.2	89.9	99.7		
18.30	280	59.0	63.9	66.7	72.5	75.6	81.7	87.2					
19.61	300	67.4	72.7	75.8	81.1	86.0	92.3	97.6					

Values to the right of the solid line are for any pipe (laminar flow). Values to the left apply only to clean steel pipe (turbulent flow).

# 100' STEEL PIPE

SIZES 3" - 6"

VISCOSITY S.S.U.

VELOCITY FT/SEC	U.S. GPM	31.5	35	40	50	60	80	100	150	200	300	500	SIZE PIPE
2.27	50	.8	.9	1.0	1.2	1.3	1.4	1.5	1.4	1.7	2.6	4.5	3"
2.72	60	1.0	1.3	1.4	1.6	1.7	2.0	2.1	1.6	2.2	3.2	5.3	
3.18	70	1.5	1.7	1.8	2.1	2.3	2.5	2.8	3.1	2.5	3.7	6.2	
3.63	80	1.8	2.2	2.3	2.6	2.9	3.2	3.5	3.9	2.9	4.3	7.1	
4.09	90	2.4	2.6	2.9	3.2	3.6	3.9	4.1	4.7	5.2	4.8	7.9	
4.54	100	2.8	3.2	3.5	3.9	4.3	4.7	5.1	5.8	6.1	5.3	8.9	
5.45	120	3.9	4.5	4.8	5.4	5.9	6.6	6.9	7.8	8.4	6.4	10.7	
6.35	140	5.3	5.9	6.4	7.6	7.8	8.4	9.1	10.2	10.9	12.4	12.4	
7.26	160	6.7	7.6	8.2	9.1	9.7	10.6	11.3	12.8	13.8	15.5	14.1	
8.17	180	8.4	9.4	10.0	11.2	12.0	13.1	14.0	15.8	17.0	18.9	16.0	
9.08	200	10.2	11.5	12.2	13.5	14.4	15.8	16.8	18.7	20.6	22.8	17.7	
10.22	225	12.9	14.3	15.2	16.7	17.8	19.4	20.7	23.5	25.6	27.8	32.1	
11.36	250	15.8	17.4	18.4	20.1	21.6	23.5	25.1	27.8	30.0	33.5	38.2	
12.50	275	18.9	20.7	22.0	23.9	26.0	27.9	29.7	32.8	35.8	39.4	45.5	
13.64	300	22.2	24.4	25.9	28.1	30.0	32.3	34.3	38.1	41.5	45.8	52.4	
14.78	325	25.9	28.4	30.0	32.5	34.5	37.4	39.7	43.8	47.8	52.7	60.6	
15.92	350	29.9	32.5	34.5	37.3	39.6	42.9	45.5	50.1	53.7	60.1	68.2	
17.06	375	34.3	37.0	39.2	42.2	44.6	48.8	51.5	56.7	60.7	67.4	77.3	
18.20	400	39.0	41.7	44.3	47.6	50.1	54.7	57.3	63.3	68.1	75.4	86.4	
19.34	425	43.8	46.8	49.7	53.2	56.1	60.8	63.3	70.4	75.4	83.7	95.9	
20.48	450	49.1	52.3	55.2	59.2	62.4	67.5	71.2	77.6	83.7	92.2	106.7	
21.62	475	54.4	58.0	61.2	65.7	68.9	74.3	78.4	85.6	92.1	102.2		
22.76	500	60.3	63.8	67.5	72.1	75.7	81.3	86.3					
23.90	525	66.0	70.0	74.1	79.1	82.8	88.6	94.4					
25.04	550	72.1	76.5	80.8	86.0	90.0	96.4	102.4					
1.53	60	.3	.3	.3	.5	.5	.6	.6	.6	.7	1.0	1.8	4"
1.79	70	.3	.5	.5	.6	.6	.7	.8	.6	.8	1.3	2.1	
2.04	80	.5	.6	.7	.7	.8	.9	.9	.7	.9	1.5	2.4	
2.30	90	.6	.7	.8	.9	.9	1.0	1.2	1.3	1.0	1.6	2.8	
2.55	100	.7	.8	.9	1.0	1.2	1.3	1.4	1.6	1.3	1.8	3.0	
3.06	120	1.0	1.2	1.3	1.5	1.6	1.7	2.0	2.2	2.3	2.2	3.6	
3.57	140	1.4	1.6	1.7	2.0	2.1	2.3	2.5	2.8	3.1	2.5	4.3	
4.08	160	1.7	2.0	2.2	2.4	2.6	2.9	3.1	3.5	3.8	2.9	4.8	
4.60	180	2.2	2.5	2.6	3.0	3.2	3.6	3.8	4.4	4.7	5.3	5.4	
5.11	200	2.6	3.0	3.2	3.7	3.9	4.3	4.6	5.2	5.6	6.3	6.0	
5.62	220	3.1	3.6	3.8	4.3	4.6	5.1	5.4	6.1	6.6	7.5	6.6	
6.13	240	3.7	4.1	4.5	5.1	5.4	6.0	6.3	7.1	7.5	8.6	7.2	
6.64	260	4.3	4.8	5.2	5.8	6.2	6.8	7.2	8.2	8.9	9.9	7.8	
7.15	280	4.9	5.5	6.0	6.7	7.1	7.8	8.2	9.3	10.0	11.2	8.4	
7.66	300	5.6	6.3	6.8	7.5	8.1	8.7	9.3	10.5	11.4	12.7	14.6	
8.94	350	7.6	8.4	9.0	9.9	10.5	11.6	12.3	13.6	14.7	16.4	19.1	
10.21	400	9.8	10.8	11.5	12.5	13.3	14.6	15.5	17.1	18.6	20.7	23.9	
11.49	450	12.2	13.5	14.3	15.5	16.6	18.1	19.2	21.2	22.8	25.5	29.2	
12.77	500	15.0	16.3	17.4	18.9	20.0	21.7	23.1	25.4	27.3	30.5	35.1	
14.04	550	18.1	19.6	20.7	22.4	23.7	25.8	27.5	30.2	32.2	36.0	41.4	
15.32	600	21.3	23.0	24.4	26.3	27.8	30.2	32.0	35.1	37.7	41.9	48.0	
16.59	650	24.8	26.6	28.3	30.6	32.2	34.8	36.7	40.6	43.5	48.2	55.2	
17.87	700	28.6	30.7	32.5	35.2	37.0	39.8	42.0	46.2	49.8	54.5	62.8	
19.15	750	32.8	35.1	36.9	40.0	42.1	45.0	47.6	52.3	56.1	61.3	70.8	
20.42	800	37.3	39.7	41.6	45.1	47.3	50.5	53.5	58.7	62.8	65.6	79.0	
3.11	275	.7	.7	.8	.9	.9	1.0	1.2	1.3	1.4	1.6	1.6	6"
3.40	300	.7	.8	.9	1.0	1.2	1.3	1.4	1.5	1.6	1.8	1.7	
3.96	350	1.0	1.2	1.3	1.4	1.5	1.6	1.7	2.0	2.1	2.4	2.1	
4.55	400	1.3	1.5	1.6	1.7	1.8	2.1	2.2	2.4	2.6	3.0	2.3	
5.11	450	1.6	1.8	2.0	2.2	2.3	2.5	2.8	3.0	3.3	3.7	4.3	
5.68	500	2.0	2.2	2.4	2.6	2.8	3.1	3.3	3.6	3.9	4.4	5.1	
6.25	550	2.3	2.5	2.8	3.1	3.3	3.6	3.9	4.3	4.6	5.2	6.0	
6.81	600	2.6	3.0	3.3	3.6	3.8	4.1	4.5	4.9	5.4	6.0	6.8	
7.38	650	3.1	3.6	3.8	4.1	4.5	4.8	5.2	5.8	6.2	6.9	8.1	
7.85	700	3.6	4.0	4.4	4.7	5.1	5.5	5.9	6.6	7.0	7.9	9.1	
8.50	750	4.1	4.6	4.9	5.4	5.8	6.2	6.6	7.5	7.9	8.9	10.2	
9.08	800	4.7	5.2	5.5	6.1	6.4	7.0	7.4	8.3	8.9	9.9	11.3	
10.00	900	5.9	6.4	6.8	7.6	7.9	8.6	9.2	10.2	10.9	12.1	13.8	
11.34	1000	7.1	7.8	8.4	9.1	9.7	10.5	11.0	12.2	13.2	14.5	16.6	
12.48	1100	8.6	9.3	10.0	10.9	11.5	12.5	13.1	14.4	15.6	17.0	19.7	
13.61	1200	10.1	11.0	11.7	12.8	13.5	14.5	15.3	16.8	18.2	19.9	23.0	
15.90	1400	13.6	14.7	15.5	16.8	17.8	19.2	20.4	22.2	23.7	26.5	29.7	
18.10	1600	17.6	18.9	19.9	21.5	22.9	24.5	25.8	28.1	29.9	33.1	37.1	
20.41	1800	22.2	23.7	24.8	26.7	28.3	30.4	32.0	34.4	37.0	40.3	45.9	
22.69	2000	27.3	29.1	30.4	32.7	34.0	36.8	38.4	41.9	44.5	48.9	55.3	

including adjustment of 15% for commercial installations.

**SIZE 8" - 12"**

**VISCOSITY S.S.U.**

PIPE SIZE	VELOCITY FT/SEC	U.S. GPM	VISCOSITY S.S.U.										
			31.5	35	40	50	60	80	100	150	200	300	500
8"	3.19	500	.5	.6	.6	.7	.8	.8	.9	1.0	1.0	1.3	1.0
	3.84	600	.7	.8	.9	.9	1.0	1.2	1.3	1.4	1.5	1.6	2.0
	4.46	700	.9	1.0	1.2	1.3	1.4	1.5	1.6	1.8	2.0	2.2	2.5
	5.10	800	1.2	1.4	1.5	1.6	1.7	2.0	2.1	2.3	2.4	2.8	3.1
	5.75	900	1.5	1.7	1.8	2.0	2.2	2.3	2.5	2.8	3.0	3.3	3.8
	6.38	1000	1.8	2.1	2.2	2.4	2.5	2.9	3.0	3.3	3.6	4.0	4.6
	7.66	1200	2.5	2.9	3.1	3.3	3.6	3.9	4.1	4.6	4.9	5.4	6.2
	8.95	1400	3.5	3.8	4.1	4.4	4.7	5.1	5.5	6.0	6.4	7.1	8.2
	10.21	1600	4.5	4.8	5.2	5.6	6.0	6.4	6.8	7.6	8.2	9.0	10.2
	11.50	1800	5.5	6.0	6.4	7.0	7.5	8.1	8.5	9.3	10.0	11.0	12.7
	12.78	2000	6.8	7.4	7.7	8.5	9.0	9.7	10.2	11.3	12.1	13.3	15.2
	14.05	2200	8.1	8.7	9.3	10.1	10.6	11.5	12.1	13.3	14.3	15.8	17.8
	15.32	2400	9.5	10.4	10.9	11.8	12.4	13.5	14.1	15.5	16.7	18.3	20.8
	16.59	2600	11.3	12.1	12.7	13.7	14.4	15.5	16.3	17.8	19.3	21.0	23.9
	17.86	2800	12.9	13.9	14.6	15.6	16.6	17.8	18.7	20.5	22.0	24.2	27.1
10"	3.67	900	.5	.6	.6	.7	.7	.8	.8	.9	1.0	1.2	1.4
	4.08	1000	.6	.7	.7	.8	.8	.9	1.0	1.2	1.3	1.4	1.6
	4.49	1100	.7	.8	.8	.9	1.0	1.2	1.2	1.4	1.4	1.6	1.8
	4.90	1200	.8	.9	1.0	1.2	1.2	1.3	1.4	1.6	1.7	1.8	2.2
	5.31	1300	.9	1.0	1.2	1.3	1.4	1.5	1.6	1.8	2.0	2.2	2.4
	5.71	1400	1.2	1.3	1.4	1.5	1.6	1.7	1.8	2.1	2.2	2.4	2.8
	6.12	1500	1.3	1.4	1.5	1.6	1.7	2.0	2.1	2.3	2.4	2.8	3.1
	6.53	1600	1.4	1.6	1.7	1.8	2.0	2.2	2.3	2.5	2.8	3.0	3.6
	7.35	1800	1.7	2.0	2.1	2.3	2.4	2.6	2.8	3.1	3.3	3.7	4.3
	8.16	2000	2.2	2.4	2.5	2.8	3.0	3.2	3.5	3.8	4.0	4.5	5.2
	8.98	2200	2.5	2.9	3.0	3.3	3.5	3.8	4.0	4.5	4.7	5.3	6.0
	9.80	2400	3.0	3.3	3.6	3.9	4.1	4.5	4.7	5.2	5.5	6.2	7.0
	10.61	2600	3.5	3.9	4.1	4.5	4.7	5.2	5.4	6.0	6.4	7.1	8.1
	11.41	2800	4.0	4.5	4.7	5.2	5.4	5.9	6.2	6.8	7.4	8.1	9.2
	12.24	3000	4.6	5.1	5.4	5.9	6.1	6.7	7.0	7.7	8.3	9.1	10.4
12"	2.27	800	.1	.2	.2	.2	.2	.2	.3	.3	.3	.5	.3
	2.56	900	.2	.2	.2	.3	.3	.3	.3	.5	.5	.5	.6
	2.84	1000	.2	.2	.3	.3	.3	.5	.5	.5	.6	.6	.7
	3.41	1200	.3	.3	.5	.5	.5	.6	.6	.7	.7	.8	.9
	3.98	1400	.5	.5	.6	.6	.7	.7	.8	.8	.9	1.0	1.2
	4.55	1600	.6	.7	.7	.8	.8	.9	.9	1.0	1.2	1.3	1.5
	5.11	1800	.7	.8	.9	.9	1.0	1.2	1.3	1.4	1.5	1.6	1.8
	5.68	2000	.9	1.0	1.0	1.2	1.3	1.4	1.5	1.6	1.7	2.0	2.2
	7.00	2500	1.4	1.5	1.6	1.7	1.8	2.1	2.2	2.4	2.5	2.8	3.2
	8.52	3000	2.0	2.1	2.2	2.3	2.5	2.9	3.0	3.3	3.5	3.9	4.4

**FRICITION LOSS IN FEET HEAD  
PER 100 FEET OF SMOOTH BORE RUBBER HOSE**

U. S. Gal. Per Min.	ACTUAL INSIDE DIAMETER IN INCHES							
	¾	1	1¼	½	2	2½	3	4
15	70	23	5.8	2.5	.9	.2		
20	122	32	10	4.2	1.6	.5		
25	182	51	15	6.7	2.3	.7		
30	259	72	21.2	9.3	3.2	.9	.2	
40		122	35	15.5	5.5	1.4	.7	
50		185	55	23	8.3	2.3	1.2	
60		233	81	32	11.8	3.2	1.4	
70			104	44	15.2	4.2	1.8	
80			134	55	19.8	5.3	2.5	
90			164	70	25	7	3.5	.7
100			203	85	29	8.1	4	.9
125			305	127	46	12.2	5.8	1.4
150			422	180	62	17.3	8.1	1.6
175				230	85	23.1	10.6	2.5
200				308	106	30	13.6	3.2
250					162	44	21	4.9
300					219	62	28	6.7
350					292	83	39	9.3
400						106	49	11.8
500						163	74	17.1
600						242	106	23
700						344	143	30
800						440	182	40
900							224	51
1000							270	63
1250							394	100
1500							525	141
1750								185
2000								230

Chart losses based on 31.5 SSU Liquid Viscosity. For other liquids, multiply these losses by friction factor for other viscosities shown in chart on page 26 of this manual.



# LOSS OF HEAD IN FEET PER 100 FEET OF ALUMINUM PIPE

G.P.M.	C.F.S.	2" O.D. .05" Wall	3" O.D. .05" Wall	4" O.D. .063" Wall	5" O.D. .063" Wall	6" O.D. .063" Wall	7" O.D. .078" Wall	8" O.D. .094" Wall
5	.01	.07						
10	.02	.32	.04					
20	.04	1.20	.15	.04				
30	.07	2.58	.32	.08				
40	.09	4.49	.56	.13	.04			
50	.11	6.85	.85	.20	.07	.03		
60	.13	9.67	1.21	.28	.09	.04		
70	.16	12.95	1.61	.38	.12	.05		
80	.18	16.70	2.06	.49	.16	.06	.03	
90	.20	20.80	2.58	.60	.20	.08	.04	
100	.22	25.40	3.18	.74	.24	.10	.05	.03
120	.27		4.51	1.06	.34	.14	.07	.04
140	.31		6.00	1.41	.46	.19	.09	.05
160	.36		7.76	1.82	.59	.24	.11	.06
180	.40		9.67	2.27	.73	.30	.14	.07
200	.45		11.83	2.78	.89	.36	.17	.09
220	.49		14.12	3.31	1.07	.44	.20	.11
240	.54		16.72	3.91	1.27	.52	.24	.13
260	.58		19.42	4.56	1.47	.60	.28	.15
280	.62		22.40	5.26	1.71	.69	.33	.17
300	.67		25.45	5.98	1.93	.79	.37	.19
350	.78			8.03	2.59	1.05	.50	.26
400	.89			10.36	3.33	1.35	.64	.33
450	1.00			12.90	4.15	1.69	.80	.41
500	1.12			15.73	5.07	2.06	.97	.50
550	1.23			19.12	6.16	2.50	1.18	.62
600	1.34			22.46	7.24	2.94	1.38	.72
650	1.45			26.10	8.42	3.41	1.62	.84
700	1.56				9.68	3.92	1.86	.97
750	1.67				11.05	4.46	2.11	1.10
800	1.79				12.48	5.03	2.38	1.24
850	1.90				13.95	5.64	2.67	1.39
900	2.01				15.65	6.35	2.98	1.56
950	2.12				17.35	7.02	3.32	1.73
1000	2.23				19.10	7.72	3.64	1.90
1100	2.46				22.85	9.22	4.37	2.27
1200	2.68				26.95	10.88	5.16	2.68
1300	2.90					12.62	5.96	3.10
1400	3.12					14.65	6.90	3.60
1500	3.34					16.67	7.87	4.07
1600	3.57					18.80	8.89	4.62
1700	3.79					20.95	9.95	5.16
1800	4.01					23.60	11.15	5.79
1900	4.24						12.35	6.42
2000	4.46						13.65	7.10

Table based on Scobey's Formula

- (KS = .34 for 2" pipe ,
- K - = .33 for 3" pipe,
- KS = .32) for other sizes

1 cubic ft. per sec. (sec. ft.) = 7.48 gal. per second  
 = 448.8 gal. per minute  
 (commonly used as  
 450 gpm)  
 = 646,272 gal. per day  
 (24 hours)

(Above table computed for Aluminum Pipe with Coupler)

## PLASTIC PIPE — FRICTION LOSS

HEAD LOSS IN FEET PER 100 FEET

GPM	SIZE PLASTIC PIPE									GPM
	1/2"	3/4"	1"	1 1/4"	1 1/2"	2"	3"	4"	6"	
5	24	5	15	0.5	—	—	—	—	—	5
10	—	19	5	1.5	1	—	—	—	—	10
15	—	30	10	3.5	1.5	—	—	—	—	15
20	—	—	17	5.5	2.5	1	—	—	—	20
25	—	—	26	8	4	1.5	—	—	—	25
30	—	—	—	11	5.5	2	—	—	—	30
35	—	—	—	14	7	2.5	—	—	—	35
40	—	—	—	18	8.5	3	—	—	—	40
45	—	—	—	21	10.5	3.5	—	—	—	45
50	—	—	—	25	13	4	1	—	—	50
75	—	—	—	—	27	8	1.5	—	—	75
100	—	—	—	—	—	15	2	—	—	100
125	—	—	—	—	—	22	3.5	—	—	125
150	—	—	—	—	—	30	5	—	—	150
200	—	—	—	—	—	—	8	2	—	200
250	—	—	—	—	—	—	12	3	—	250
300	—	—	—	—	—	—	16	4	1	300
350	—	—	—	—	—	—	21	6	1.5	350
400	—	—	—	—	—	—	26	8	2	400
500	—	—	—	—	—	—	—	12	2	500
600	—	—	—	—	—	—	—	17	2	600
700	—	—	—	—	—	—	—	—	3	700
900	—	—	—	—	—	—	—	—	5	900

# FRICTION LOSS IN STEEL VALVES AND FITTINGS

## EQUIVALENT LENGTH OF STRAIGHT PIPE

### TURBULENT FLOW

Size in Inches	1"	1½"	2"	2½"	3"	4"	6"	8"	10"	12"
Elbow 45° .....	Screwed	1.3	2.1	2.7	3.2	4.0	5.5	—	—	—
	Flanged	0.81	1.3	1.7	2.0	2.6	3.5	5.6	77	9.0
Elbow 90° .....	Screwed	5.2	7.4	8.5	9.3	11	13	—	—	—
	Flanged	1.6	2.4	3.1	3.6	4.4	5.9	8.9	12	14
Elbow 90° Long Radius .....	Screwed	2.7	3.4	3.6	3.6	4.0	4.6	—	—	—
	Flanged	1.6	2.3	2.7	2.9	3.4	4.2	5.7	7	8
Tee — Run Thru .....	Screwed	3.2	5.6	7.7	9.3	12	17	—	—	—
	Flanged	1.0	1.5	1.8	1.9	2.2	2.8	3.8	4.7	5.2
Tee — Thru Side .....	Screwed	6.6	9.9	12	13	17	21	—	—	—
	Flanged	3.3	5.2	6.6	7.5	9.4	12	18	24	30
180° Return Bend .....	Screwed	5.2	7.4	8.5	9.3	11	13	—	—	—
	Flanged	1.6	2.4	3.1	3.6	4.4	5.9	8.9	12	14
Gate Valve .....	Screwed	.84	1.2	1.5	1.7	1.9	2.5	—	—	—
	Flanged	—	—	2.6	2.7	2.8	2.9	3.2	3.2	3.2
Globe Valve .....	Screwed	29	42	54	62	79	110	—	—	—
	Flanged	45	59	70	77	94	120	190	260	310
Swing Check Valve .....	Screwed	11	15	19	22	27	38	—	—	—
	Flanged	7.2	12	17	21	27	38	63	90	120
Angle Valve .....	Screwed	17	18	18	18	18	18	—	—	—
	Flanged	17	18	21	22	28	38	63	90	120
Plug Valve .....	—	—	6	7	8	17	65	110	150	—
Foot Valve .....	—	38	46	55	64	71	77	79	81	83
Enlargement .....	½	—	2.6	3.2	3.8	4.7	6.2	9.5	13	16
	¾	—	1.0	1.2	1.3	1.7	2.3	3.4	4.5	5.6
Contraction .....	½	—	1.5	1.8	2.2	2.8	3.6	5.6	24	9.5
	¾	—	1.0	1.2	1.3	1.7	2.3	3.4	4.5	5.6

## VISCOSITY CORRECTION

FOR EQUIPMENT ON PAGES 27, 28, 29

MULTIPLY FRICTION LOSS BY:

31.5 SSU .....	1.0	150 SSU .....	1.7
40 SSU .....	1.15	200 SSU .....	1.8
60 SSU .....	1.3	300 SSU .....	2.1
80 SSU .....	1.4	400 SSU .....	2.5
100 SSU .....	1.5	500 SSU .....	2.8

## NOZZLE LOSS (HEAD FEET)

GPM	FUEL OIL TYPE		AVIATION TYPE		
	1¼"	1½"	1½"	2"	2½"
50	19'	9'	—	—	—
75	33'	16'	—	—	—
100	—	28'	8'	5'	—
150	—	—	16'	7'	—
200	—	—	30'	12'	7'
300	—	—	—	25'	12'
400	—	—	—	—	18'
500	—	—	—	—	29'

## PRESSURE DROPS (HEAD FEET)

### AIR ELIMINATORS

GPM	1½"	2"	2½"	3"	4"	6"
50	3'	—	—	—	—	—
100	5'	3'	—	—	—	—
150	—	5'	3'	—	—	—
200	—	7'	5'	3'	—	—
250	—	—	10'	5'	—	—
300	—	—	—	6'	3'	—
350	—	—	—	7'	4'	—
400	—	—	—	10'	5'	3'
450	—	—	—	—	6'	3'
500	—	—	—	—	7'	4'
550	—	—	—	—	8'	4'
600	—	—	—	—	—	5'

### LINE STRAINERS

	2"	2½"	3"	4"	6"
50	1'	—	—	—	—
100	4'	—	—	—	—
150	6'	3'	3'	—	—
200	—	5'	4'	—	—
250	—	7'	5'	—	—
300	—	—	6'	3'	—
350	—	—	7'	4'	—
400	—	—	10'	5'	1'
450	—	—	—	6'	1'
500	—	—	—	7'	3'
550	—	—	—	—	3'
600	—	—	—	—	4'

**PRESSURE DROP IN FEET LOADING RACK EQUIPMENT**

CAPACITY GPM	COMPLETE LOADING ASSEMBLY				SWING JOINT				LOADING VALVE			
	2"	2½"	3"	4"	2"	2½"	3"	4"	2"	2½"	3"	4"
100	13.8	6.9	—	—	1.1	—	—	—	6.9	3.4	1.1	—
150	27.7	12.7	4.6	—	2.3	1.1	—	—	13.8	5.7	3.4	1.1
200	41.5	20.7	9.2	—	3.4	2.3	1.1	—	23.1	9.2	4.6	2.3
250	64.6	30.0	13.8	4.6	4.6	3.4	2.3	1.1	—	16.1	6.9	3.4
300	87.7	43.8	18.4	5.7	6.9	4.6	3.4	2.3	—	—	9.2	3.4
350	—	57.7	25.4	8.0	11.5	6.9	5.7	2.3	—	—	11.5	4.6
400	—	—	33.4	10.3	13.8	9.2	6.9	3.4	—	—	13.8	4.6
450	—	—	46.2	13.8	16.1	11.5	9.2	3.4	—	—	20.7	6.9
500	—	—	57.7	16.1	20.7	16.1	11.5	4.6	—	—	25.4	9.2
550	—	—	—	18.4	—	—	16.1	4.6	—	—	—	11.5
600	—	—	—	21.9	—	—	—	6.9	—	—	—	13.8
650	—	—	—	27.7	—	—	—	8.0	—	—	—	16.1
700	—	—	—	32.3	—	—	—	8.0	—	—	—	18.4

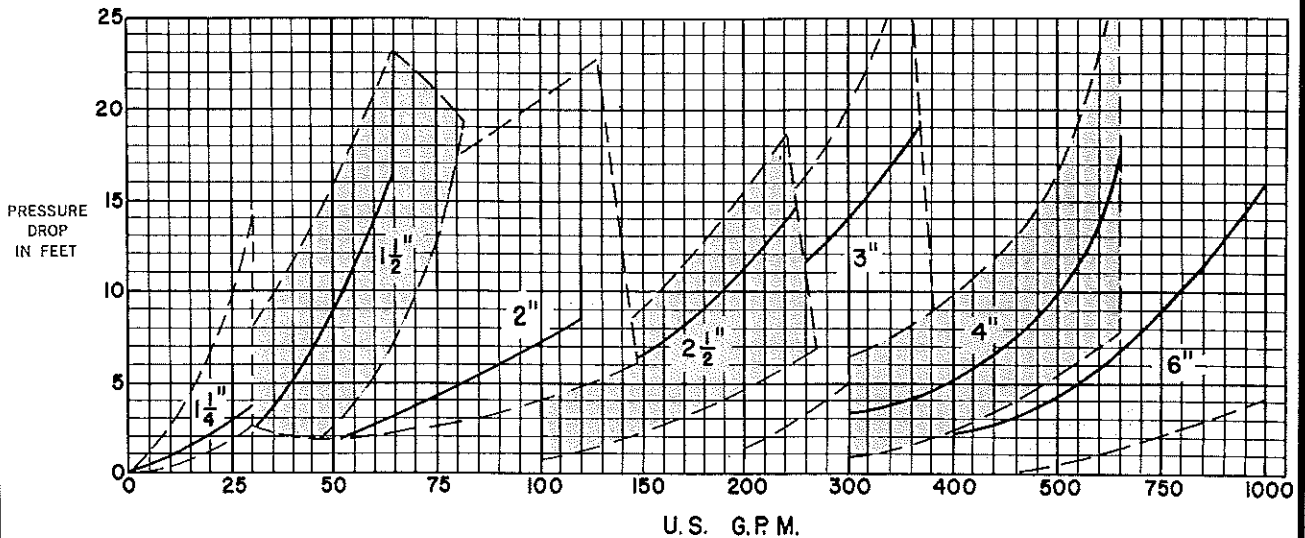
**PRESSURE LOSS — METERS**

THESE LOSSES REPRESENT AVERAGE FIGURES TO COVER THE MANY METER VARIATIONS AVAILABLE ON THE MARKET TODAY.

FOR METERS WITH AN AUTOMATIC STOP VALVE THE AVERAGE SHOULD BE TAKEN ABOVE THE SOLID LINE WITHIN EACH SIZE.

FOR METERS WITHOUT AN AUTOMATIC STOP THE AVERAGE CAN BE TAKEN BELOW THE SOLID LINE.


OBTAIN ACCURATE LOSS DATA FROM THE METER MANUFACTURER WHENEVER POSSIBLE.



**TRANSPORT UNLOADING**  
**SUCTION HEAD LOSS IN FEET (31.5 SSU)**

FLOW G.P.M.	MANIFOLD LOSSES				HOSE LOSSES (15" LENGTH)		
	2"	2½"	3"	4"	2"	2½"	3"
50	2.2'	1.1'	.5'	—	1.3'	.4'	—
100	8.0'	4.2'	1.4'	.4'	4.4'	1.2'	—
150	17.5'	8.9'	3.0'	1.1'	9.3'	2.7'	1.2'
200	30.0'	15.5'	5.1'	1.8'	16.0'	4.5'	2.0'
250	—	24.0'	7.9'	2.8'	—	6.6'	3.2'
300	—	—	11.1'	3.9'	—	9.3'	4.3'
400	—	—	19.5'	6.8'	—	16.0'	7.4'
500	—	—	30.2'	10.5'	—	—	11.3'
600	—	—	—	15.0'	—	—	16.0'

(CHART 1)



# MATERIALS RECOMMENDED FOR

Liquid	Condition	Specific Gravity	Pump Material
Acetaldehyde	Moisture Free	0.98	All Iron
Acetaldehyde	Presence of Moisture	0.78	Bronze Liquid End, 304
Acetone		0.79	All Iron, Standard Fitted
Acetate Solvents			Std. Ftd. All Bronze, All Iron
Acid, Acetic	5% Room Temp.	1.05	Bronze Liquid End, 304, 316
Acetic	20% Room Temp.		304, 316
Acetic	50% Room Temp.		304, 316
Acetic	50% Boiling		Hastelloy, 316 with Caution
Acetic	100% Room Temp.		Aluminum, 304, 316, Alum Bronze
Acetic	100% Boiling		Hastelloy, 316 with Caution
Arsenic	Room Temp.	2.0-2.5	All Iron, 304, 316
Arsenic	90% at 225°F		304 with Caution
Benzoic		1.27	304, 316, Aluminum
Boric			Bronze Liquid End, 304
Butyric	5%-100% Room Temp.	0.96	Aluminum, 304, 316
Carbolic	Concentrated	1.07	All Iron, 304, 316
Carbolic in H <sub>2</sub> O			All Iron, Standard Fitted
Carbonic	Aqueous Solution		Bronze Liquid End, Alum., 304, 316
Chromic			All Iron, 304, 316
Chromic with H <sub>2</sub> SO <sub>4</sub>			304, 316
Chromic	50% Boiling		Hastelloy C
Citric			Bronze Liquid End, 304, 316
Citric	Concentrated, Boiling		316, Hastelloy (All)
Fatty (Oleic, Palmitic & Stearic)			Bronze Liquid End, 304, 316
			Alum Bronze, Monel
Formic		1.22	Bronze Liquid End, 304, 316
Fruit			Bronze Liquid End, 304, 316,
			Alum Bronze
Gallic	5% Room to Boiling		Aluminum, Std. Ftd. 304, 316
Hydrobromic	Boiling		Hastelloy B
Hydrochloric	5% Unaeerated-Room Temp.	1.19(38%)	Hastelloy All, High Silicon
Hydrochloric	10% Unaeerated-Room Temp.		Hastelloy All, Monel, Nickel
Hydrochloric	All 100°F		High Silicon
			Hastelloy All, High Silicon
			Stoneware
Hydrochloric	All 160°F		Hastelloy A & B, High Silicon
Hydrochloric	Fumes		Illium, Cupro-Nickel with Caution
Hydrocyanic		.70	All Iron, Aluminum, 304, 316
Hydrofluoric			Bronze or Monel with Caution
Hydrofluosilicic		1.30	Bronze or Monel with Caution
Lactic	Room Temp.	1.25	Bronze Liquid End, 304, Aluminum
Minewater			Bronze Liquid End, 304
Mixed			Full Range from All Iron, 304, 316,
			Lead, Steel Depending on Acid
			Conc. & Percent Water
Naphthenic	Concentrated-Room Temp.	1.50	Aluminum, 304, 316
Nitric			Aluminum, 304, 316
Nitric	95% Room Temp.		Aluminum
Nitric	65% Boiling		304, 316
Nitric	Dilute Room Temp.		304, 316
Oxalic	5%-10% Room or Hot	1.65	Bronze Liquid End, 304, 316
Oxalic	10% Boiling		Illium, Silicon, Bronze, Hastelloy
Ortho-Phosphoric	Crude	1.87	316
Phosphoric	Dilute Room Temp.		304, 316
Pickling			Depending on Conditions
Picric	Concentrated-Room Temp.	1.76	304, 316, High Silicon Iron
Pyrogallic		1.45	304, 316
Pyroligneous			Bronze Liquid End, 304, 316
Sulfuric	77%-Room Temp.	1.69-1.84	All Iron, 304, 316
Sulfuric	77%-Hot		304, 316
Sulfuric	Very Dilute-Room Temp.		304, 316
Sulfuric	Very Dilute-Boiling		Hastelloy B
Sulfuric Fuming (Oleum)		1.92-1.94	Steel
Sulfurous			Bronze, Liquid End, 316, Alum
			Bronze, Lead
Tannic			Bronze Liquid End, 304, 316, Monel
Tartaric	Solution		Bronze Liquid End, 304
Alcohol, Grain Ethyl			Bronze Liquid End, Std. Ftd.
Alcohol, Wood Methyl			Bronze Liquid End, Std. Ftd.
Aluminum Sulfate	Solution		High Silicon, Lead, 304, 316
Ammonium Bicarbonate	H <sub>2</sub> O Solution		All Iron
Ammonium Chloride	H <sub>2</sub> O Solution		All Iron, 316
Ammonium Hydroxide	H <sub>2</sub> O Solution		All Iron
Ammonium Nitrate	H <sub>2</sub> O Solution		All Iron, 304, 316
Ammonium Phosphate	H <sub>2</sub> O Solution		All Iron, 304, 316
Ammonium Sulphate with H <sub>2</sub> SO <sub>4</sub>			Bronze Liquid End, Lead
Ammonium Sulphate	H <sub>2</sub> O Solution		All Iron, 304, 316
Aniline		1.02	All Iron
Aniline Hydrochloride	H <sub>2</sub> O Solution		High Silicon Iron
Asphalt	Hot	.98-1.4	All Iron
Barium Chloride	H <sub>2</sub> O Solution		All Iron, 316
Barium Nitrate	H <sub>2</sub> O Solution		All Iron, 304, 316
Beer			All Iron
Beer Wort			High Silicon Iron
Beet Juice			All Iron
Benzene		.88	See Benzol
Benzol			All Iron, Standard Fitted

# PUMPING VARIOUS LIQUIDS

Liquid	Condition	Specific Gravity	Pump Material
Benzine Bichloride of Mercury Bittern Bitterwasser Black Liquor			See Petroleum Ether See Mercuric Chloride Ni Resist Bronze Liquid End, 304 All Iron, 304, 316, Ni Resist
Bleach Solutions Blue Vitriol Boiler Feed Water			See Respective Hypochlorites See Copper Sulfate All Iron, Bronze Liquid End, Standard Fitted Depending on pH All Iron
Borax			All Iron if pH is 8.5, otherwise Bronze Liquid End Bronze Liquid End, Ni Resist Bronze Liquid End All Iron, Bronze Liquid End
Brine, Calcium Chloride Brine, Calcium & Magnesium Brine, Calcium & Sodium Chloride Brine, Sodium Chloride	3% Salt	1.02-1.20	All Iron if pH is 8.5, otherwise Bronze Liquid End Bronze Liquid End, Ni Resist Bronze Liquid End All Iron, Bronze Liquid End
Brine, Sodium Chloride Brine, Sea Water Butane Cachaza Cadium Plating Solution	Over 3%	1.03 .60 (32°F.)	Bronze Liquid End, 304, 316 All Iron, Bronze Liquid End Standard Fitted Iron Fitted Standard Fitted Chrome-Nickel Iron, High Silicon,
Calcium Bisulfite Calcium Chlorate Calcium Chlorite Calcium Hypochlorite		1.06	Rubber, Stone 316 304, 316 See Brine All Iron, High Silicon Iron
Cane Juice Carbonated Water Carbon Bisulfide Carbonate of Soda Carbon Dioxide		1.26	Standard Fitted Bronze Liquid End See Acid, Carbonic All Iron See Soda Ash See Acid, Carbonic
Carbon Tetrachloride Carbon Tetrachloride Caustic Potash Caustic Soda Cellulose Acetate	Moisture Free In Presence of Moisture	1.50	All Iron Bronze Liquid End See Potassium Hydroxide See Sodium Hydroxide 316, High Silicon Iron
Chlorate of Lime Chloride of Lime Chlorinated Solvents Chlorinated Solvents Chlorine	Moisture Free Presence of Moisture		See Calcium Chlorate See Calcium Hypochlorite All Iron Bronze Liquid End Hastelloy, High Silicon
Chlorobenzene Chloroform Chrome Alum	H <sub>2</sub> O Solution	1.1 1.5	Stoneware, Rubber Standard Fitted 304 Bronze Liquid End, 304, 316, Lead High Silicon Iron, Chrome-Nickel Iron
Copperas Green Copper Acetate Copper Chloride Copper Nitrate	H <sub>2</sub> O Solution		See Ferrous Sulfate 316 Hastelloy, High Silicon, Rubber Stoneware 304, 316
Copper Sulfate, Blue Vitriol Clay Slip, (Paper Mill) Condensate Creosote Cresol, Meta		1.04-1.10 1.03	304, 316, High Silicon, Lead All Iron, (Hardened Fittings) Standard Fitted All Iron, Std. Ftd. All Iron
Cyanide Cyanogen Developing Solutions Diethanolamine Diethylene Glycol	In H <sub>2</sub> O		All Iron All Iron 304 All Iron All Iron, Bronze Liquid End,
Diphenyl Diphenyl Oxide, Diphenyl Distillery Wort	Moisture Free Moisture Free In Alcohol	.99	Standard Fitted All Iron, Steel All Iron, Steel All Iron Bronze Liquid End
Enamel Epsom Salts Ethyl Acetate Ethyl Alcohol (Ethanol) Ethylene Chloride	Cold	1.28	All Iron See Magnesium Sulfate All Iron 316 See Alcohol, Ethyl Lead, High Silicon, High Chrome,
Ferric Chloride Ferric Sulfate Ferrous Chloride			Nickel Iron Hastelloy, High Silicon, Rubber, Stoneware 304, High Silicon Bronze Liquid End, 304
Ferrous Sulfate Formaldehyde Fruit Juices Fuel Oil		1.08	Bronze Liquid End, 304, Rubber, Stoneware, Lead Bronze Liquid End, 304 Bronze Liquid End, 304 See Oil, Fuel
Furfural Fusel Oil Gasoline, Refined Glaubers Salt		1.16 .68-.75	All Iron, Bronze Liquid End, Standard Fitted Bronze Liquid End Standard Fitted Iron Ftd. See Sodium Sulfate
Glue Glue Sizing			Standard Fitted Bronze Liquid End

# MATERIALS RECOMMENDED FOR

Liquid	Condition	Specific Gravity	Pump Material
Glycerin Glycerol Green Liquor Heptane Hydrogen Peroxide		1.26 0.69	See Glycerol Std. Fitted, Bronze Liquid End, All Iron, 304, 316 Standard Fitted Aluminum, 304, 316
Hydrogen Sulfide Hydrosulfite of Soda Hyposulfite of Soda Kaolin Slip Kerosene			Aluminum, 304 See Sodium Hydrosulfite See Sodium Thiosulfate Bronze Liquid End Std. Fitted, Bronze Liquid End
Lacquer Lacquer Solvents Lard			Std. Fitted, All Iron, Bronze Liquid End Std. Fitted, All Iron, Bronze Liquid End Std. Fitted, All Iron
Latex Lead (Molten) Lead Acetate Lime Water Lithium Chloride	H <sub>2</sub> O Solution H <sub>2</sub> O Solution		All Iron All Iron, Steel 304, 316, Rubber, Stoneware All Iron All Iron, Bronze Liquid End
Lye Magnesium Chloride Magnesium Sulfate Magma (Thick Residue)			See Sodium Hydroxide Bronze Liquid End, Lead, High Silicon Bronze Liquid End, All Iron Bronze Liquid End, All Iron, 304
Manganese Chloride Manganous Sulfate Mash	H <sub>2</sub> O Solution H <sub>2</sub> O Solution		Ni Resist Bronze Liquid End, 304, 316 All Iron, Bronze Liquid End, 304, 316 Standard Fitted, Bronze Liquid
Mercuric Chloride Mercuric Chloride Mercuric Sulfate Mercurous Sulfate	Very Dilute H <sub>2</sub> O Solution Comm'l Conc. H <sub>2</sub> O Solution In H <sub>2</sub> SO <sub>4</sub> In H <sub>2</sub> SO <sub>4</sub>		End, 304 304, High Silicon Iron Hastelloy, High Silicon, Stoneware High Silicon Iron, Stoneware High Silicon Iron, Stoneware
Mercury Methyl Acetate Methyl Alcohol Methyl Chloride Methylene Chloride		0.52 1.34	All Iron 316 See Alcohol, Wood All Iron All Iron, 304
Milk Milk of Lime Mine Water Miscella Molasses		1.03-1.04 0.75	Tinned Bronze, 304 See Lime Water See Acid, Mine Water All Iron Std. Fitted, Bronze Liquid End
Mustard Naphtha Naphtha, Crude Nickel Chloride Nickel Sulfate	Low pH Plating Solutions Low pH Plating Solutions	.78-.88 .92-.95	Bronze Liquid End, 304 Standard Fitted Standard Fitted Chrome-Nickel Iron, High Silicon Chrome-Nickel Iron, High Silicon
Nicotine Sulfate Nitre Nitre Cake Nitro-Ethane Nitro-Methane		1.04 1.14	Chrome-Nickel Iron, High Silicon See Potassium Nitrate See Sodium Bisulphate 304, 316 304, 316
Oil, Coconut Oil Crude (Asphalt Base) Oil Crude (Paraffin Base) Fuel (Furnace) Fuel (Kerosene)		.91	All Iron, Br. Ftd. All Bronze Standard Fitted Standard Fitted All Iron, Standard Fitted All Iron, Standard Fitted
Lubricating Mineral Mineral Palm Quenching	U. S. P.	.90 .91	Standard Fitted Standard Fitted 304 All Iron, Bronze Liquid End, Monel Standard Fitted, All Iron
Soya Bean Vegetable Coal Tar Creosote Turpentine		.87	All Iron, Bronze Liquid End, Monel All Iron, Standard Fitted All Iron, Standard Fitted All Iron, Standard Fitted All Iron, Standard Fitted
Linseed Rapeseed Olive Oil Paraffin Perchlorethylene		.94 .92 .90 1.62	All Iron, Std. Ftd. Bronze Liquid End, 304, Monel All Iron, Std. Ftd. Standard Fitted, All Iron Std. Ftd. Iron Ftd.
Petroleum Petroleum Solvent Perhydrol Peroxide of Hydrogen Petroleum Ether		0.80	See Oil, Crude Std. Ftd. Iron Ftd. See Hydrogen Peroxide See Hydrogen Peroxide All Iron, Standard Fitted
Phenol Photographic Developers Pickling Acids Potash Potash Alum		1.07	See Acid, Carbonic See Developing Solutions See Acid, Pickling See Potassium Carbonate Bronze Liquid End
Potassium Bichromate Potassium Carbonate Potassium Chloride Potassium Cyanide Potassium Hydroxide			All Iron All Iron Bronze Liquid End All Iron All Iron, 304
Potassium Nitrate Potassium Sulfate Propane		.59 (48°F.)	All Iron All Iron Std. Ftd. All Iron



# PUMPING VARIOUS LIQUIDS

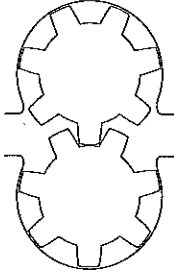


Liquid	Condition	Specific Gravity	Pump Material
Pyridine Sulfate Rectifying Pump (Distillery) Rhogelene (Oil Distillery) Rosin (Colophony) Sal Ammoniac			High Chrome-Nickel Iron, Lead Bronze Liquid End Standard Fitted All Iron See Ammonium Chloride
Salt Salt Cake Sea Water Sewage Silicate of Soda			See Brines Bronze Liquid End See Water, Sea Standard Fitted All Iron All Iron, Standard Fitted, Bronze
Silver Nitrate Slop, Brewery Slop, Distillery Soap Liquor			Liquid End 304, 316, High Silicon Iron Bronze Liquid End Bronze Liquid End All Iron
Soda Ash Sodium Bicarbonate Sodium Bisulfate Sodium Carbonate Sodium Chloride			See Sodium Carbonate All Iron, Bronze Liquid End High Silicon, Lead All Iron See Brine, Sodium
Sodium Cyanide Sodium Hydroxide Sodium Hydrosulfite Sodium Hypochlorite Sodium Hyposulfite			All Iron All Iron 304, 316, Lead High Silicon, Stoneware, Lead See Sodium Thiosulfate
Sodium Nitrate Sodium Phosphate (mono) Sodium Phosphate (di) Sodium Phosphate (tri) Sodium Phosphate (meto)			All Iron, 304 Bronze Liquid End, 304 Bronze Liquid End All Iron 304
Sodium Silicate (water glass) Sodium Sulfate Sodium Sulfide Sodium Sulfite Sodium Tetraborate			All Iron Bronze Liquid End, All Iron All Iron, 304 Bronze Liquid End All Iron
Sodium Thiosulfate Stannic Chloride  Stannous Chloride			Bronze Liquid End, 304 Hastelloy, High Silicon, Rubber, Stoneware Hastelloy, High Silicon, Rubber, Stoneware
Starch Stock, Paper  Strontium Nitrate Sugar			Standard Fitted Bronze Liquid End or Std. Fitted, Depending on pH value All Iron, 304 Bronze Liquid End
Sulfite Liquor (paper mill) Sulfur	In Water		316, Bronze Liquid End All Iron, Bronze Liquid End, Ni Resist
Sulfur Sulfur Chloride	Molten Cold		All Iron All Iron, Lead
Syrup Tallow Tanning Liquor Tar Tar & Ammonim		0.90	Bronze Liquid End All Iron Bronze Liquid End, 304 All Iron All Iron
Tetraethyl Lead Toluene (Toluol) Trichloroethylene Trichloroethylene Trisodium Phosphate		1.66 0.87 1.47 1.47	Std. Fitted, All Iron Std. Fitted, All Iron All Iron Bronze Liquid End See Sodium Phosphate (tri)
Turpentine Urine Varnish Vinegar Vitriol, Blue			All Iron, Standard Fitted Bronze Liquid End Standard Fitted Bronze Liquid End, 304 See Copper Sulfate
Vitriol, Green Vitriol, Oil of Vitriol, White Water, Acid Mine Water, Distilled			See Ferrous Sulfate See Acid, Sulfuric See Zinc Sulfate See Acid, Mine Water Bronze Liquid End, Std. Fitted
Water, Fresh Water, Salt Water, Sea Whiskey White Liquor			Std. Fitted, Bronze Liquid End Bronze Liquid End, All Iron Bronze Liquid End, All Iron Bronze Liquid End, 304 Bronze Liquid End or Std. Fitted
Wine Wood Vinegar Wort Xylo (Xylene) Yeast		0.87	Depending On pH Bronze Liquid End, 304 See Pyroligneous Acid Standard Fitted, All Iron Bronze Liquid End, Std. Fitted
Zinc Chloride Zinc, Plating Solution Zinc Sulfate			316, High Silicon Iron High Silicon Iron, Lead Bronze Liquid End, 304

NOTE: ALL IRON PUMP—All parts of the pump coming in direct contact with the liquid pumped are to be made of iron or ferrous metal.

STANDARD FITTED PUMP—Iron Fitted or Bronze Fitted includes cast iron casing, steel shaft, either iron or bronze impeller and usually bronze wearing rings and shaft sleeves (when used).

BRONZE LIQUID END—All parts of the pump coming in direct contact with the liquid pumped are to be made of bronze, with stainless steel fastenings.

# PUMP CHARACTERISTICS – COMPARISON

CHARACTERISTICS			ROTARY PUMPS	STRAIGHT CENTRIFUGALS	SELF-PRIMING CENTRIFUGALS
Rotary Pump Advantages	Straight Centrifugal Advantages	Self-Priming Centrifugal Pump Advantages			
Use on Suction Lifts (Self-Priming)			Excellent (when new)	Auxiliary Equipment Needed	Excellent
Pump Life			Poor on Dry Liquids	Excellent	Excellent
Quiet Operation			No	Yes	Yes
Pressure Relief			Bypass Valve Required	Unnecessary	Unnecessary
Resists Vapor Lock			Yes	No	Yes
Direct Drive Possible			No	Yes	Yes
High Capacity			No	Yes	Yes
H. P. Required			High	Low	Low
High Viscosity			Yes	No	No

## ADDED SELF PRIMING CENTRIFUGAL ADVANTAGES

1. Ability to prime with suction lift.
2. Ability to handle air.
3. Ability to handle volatile and dry liquids such as gasoline.

## SELF PRIMING CENTRIFUGAL PUMP APPLICATION

Because of its vapor handling and self priming abilities, the self priming centrifugal is ideally suited for applications involving suction lifts, volatile liquids or stripping requirements. These include:

Sump applications  
Pumping from Underground Tanks  
Stripping a compartment  
De-watering applications  
Tank Truck Delivery

Unloading Tank Cars  
Unloading tank trucks or trailers  
Dual operations — loading and unloading  
Filter Application  
Aviation Refueling

**NOTE:** On applications such as unloading tank cars or tank trucks (trailers) a self priming pump is needed even though the source of supply is above the pump. Introduction of air into the suction system occurs frequently from vortex conditions especially when the liquid level is low. This air must be manually relieved before pumping is resumed. In addition, it is next to impossible to strip the tank no matter what air release devices are used (manual or mechanical). In explanation of this, the static head is not high enough to develop the pressure needed to push the air through the suction pipe and pump to the discharge side. The "self primer" is inherently capable of handling some air during pumping and when loss of prime occurs, it is capable of developing the vacuum needed to transfer air to the discharge side to reprime the system.

# AFFINITY LAWS

## Effect on centrifugal pumps of change of speed or impeller diameter.

Capacity varies directly as the speed or impeller diameter.  
Head varies as the square of the speed or impeller diameter.  
BHP varies as the cube of the speed or impeller diameter.

## CENTRIFUGAL PUMPS

A centrifugal pump is one that employs centrifugal force for pumping liquids. Liquid entering the eye (center) of the impeller is accelerated by the impeller vanes to a high velocity and is thrown out from the rotating vanes by centrifugal force into an annular channel or volute to the discharge. It differs from the Rotary positive displacement pump in that there is no close internal fit of rubbing or sliding parts.

The self-priming centrifugal pump combines the smooth, quiet and efficient operation of the straight centrifugal pump with the self-priming characteristics of a rotary pump. It will operate on suction lifts where straight centrifugals cannot be used and yet work equally as efficient on flooded suctions as well. For handling volatile liquids or "dry" liquids it is especially desirable. No other pump is as versatile.

## STRAIGHT CENTRIFUGAL

This single stage, end suction straight centrifugal pump has an impeller rotating within the volute casing.

## SELF PRIMING CENTRIFUGAL



This self-priming pump has an impeller rotating within a stationary diffuser. Air is mixed with liquid at the vane tips during the priming action. When primed, diffuser acts as several volutes.



The diffuser prime action picks up air from the impeller. The air is expelled through the diffuser passageways and escapes by bubbling to the surface of the liquid. Here it is eliminated from the pump system while the reservoir liquid is returned to the impeller tips to capture more air. This action continues very rapidly until all of the air is eliminated at which time the suction line is fully primed and pumping begins. This type of self-priming centrifugal pump retains priming efficiency since there are no recirculating priming valves or peelers to wear.

## CENTRIFUGAL PUMP ADVANTAGES

1. Low initial cost
2. Low maintenance cost
3. Extremely long life
4. Reduces weight and size
5. Quietness
6. Greater performance

# CONVERSION UNITS

Multiply	By	To Obtain
ACRES.....	160.....	Square rods
Acres.....	4840.....	Square yards
Acres.....	43,560.....	Square feet
ACRES INCHES.....	27,154.....	Gallons
ACRES INCH/HR.....	452.....	GPM
ATMOSPHERES (STD.)		
760 MM of Mercury		
at 32° F.....	14.696.....	Lbs./sq. inch
ATMOSPHERES.....	76.0.....	Cms. of mercury
Atmospheres.....	29.92.....	Inches of mercury
Atmospheres.....	33.90.....	Feet of water
Atmospheres.....	1.0333.....	Kgs./sq. cm.
Atmospheres.....	14.70.....	Lbs./sq inch
Atmospheres.....	1.058.....	Tons/sq. ft.
BARRELS-OIL.....	42.....	Gallons-Oil
BARRELS		
(Beer).....	31.5.....	Gallons
(Wine).....	31.0.....	Gallons
BRIT. THERM. UNITS.....	0.2520.....	Kilogram-calories
Brit. Therm. Units.....	777.5.....	Foot-lbs.
Brit. Therm. Units.....	$3.927 \times 10^{-4}$ .....	Horse-power-hrs.
Brit. Therm. Units.....	107.5.....	Kilogram-meters
Brit. Therm. Units.....	$2.928 \times 10^{-4}$ .....	Kilowatt-hrs.
B.T.U./MIN.....	12.96.....	Foot-lbs./sec.
B.T.U./min.....	0.02356.....	Horse-power
B.T.U./min.....	0.01757.....	Kilowatts
B.T.U./min.....	17.57.....	Watts
CENTARES (CENTIARES)	1.....	Square meters
CENTIGRAMS.....	0.01.....	Grams
CENTILETERS.....	0.01.....	Liters
CENTIMETERS.....	0.3937.....	Inches
Centimeters.....	0.03280.....	Feet
Centimeters.....	0.01.....	Meters
Centimeters.....	10.....	Millimeters
CENTIMTRS. OF MERC.....	0.01316.....	Atmospheres
Centimtrs. of merc.....	0.4461.....	Feet of water
Centimtrs. of merc.....	136.0.....	Kgs./sq. meter
Centimtrs. of merc.....	27.85.....	Lbs./sq. ft.
Centimtrs. of merc.....	0.1934.....	Lbs./sq. inch
CENTIMTRS./SECOND.....	1.969.....	Feet/min.
Centimtrs./second.....	0.03281.....	Feet/sec.
Centimtrs./second.....	0.036.....	Kilometers/hr.
Centimtrs./second.....	0.6.....	Meters/min.
Centimtrs./second.....	0.02237.....	Miles/hr.
Centimtrs./second.....	$3.728 \times 10^{-4}$ .....	Miles/min.
CMS./SEC./SEC.....	0.03281.....	Feet/sec./sec.
CUBIC CENTIMETERS.....	$3.531 \times 10^{-5}$ .....	Cubic feet
Cubic centimeters.....	$6.102 \times 10^{-2}$ .....	Cubic inches
Cubic centimeters.....	$10^{-6}$ .....	Cubic meters
Cubic centimeters.....	$1.308 \times 10^{-9}$ .....	Cubic yards
Cubic centimeters.....	$2.642 \times 10^{-4}$ .....	Gallons
Cubic centimeters.....	$10^{-3}$ .....	Liters
Cubic centimeters.....	$2.113 \times 10^{-3}$ .....	Pints (liq.)
Cubic centimeters.....	$1.057 \times 10^{-3}$ .....	Quarts. (liq.)

Multiply	By	To Obtain
CUBIC FEET.....	$2.832 \times 10^4$ .....	Cubic cms.
Cubic feet.....	1728.....	Cubic inches
Cubic feet.....	0.02832.....	Cubic meters
Cubic feet.....	0.03704.....	Cubic yards
Cubic feet.....	7.48052.....	Gallons U.S.
Cubic feet.....	6.23.....	Imper. Gallons
Cubic feet.....	28.32.....	Liters
Cubic feet.....	59.84.....	Pints (liq.)
Cubic feet.....	29.92.....	Quarts (liq.)
CUBIC FEET/MINUTE.....	472.0.....	Cubic cms./sec.
Cubic feet/minute.....	0.1247.....	Gallons/sec.
Cubic feet/minute.....	0.4720.....	Liters/sec.
Cubic feet/minute.....	62.43.....	Lbs. of water/min.
CUBIC FEET/SECOND.....	0.646317.....	Million gals./day
Cubic feet/second.....	448.831.....	Gallons/min.
CUBIC FOOT WATER.....	62.4.....	Pounds
Cubic foot water.....	998.8.....	Ounces
Cubic foot water.....	28.315.....	Kilograms
CUBIC INCHES.....	16.39.....	Cubic centimeters
Cubic inches.....	$5.787 \times 10^{-4}$ .....	Cubic feet
Cubic inches.....	$1.639 \times 10^{-5}$ .....	Cubic meters
Cubic inches.....	$2.143 \times 10^{-5}$ .....	Cubic yards
Cubic inches.....	$4.329 \times 10^{-3}$ .....	Gallons
Cubic inches.....	$1.639 \times 10^{-2}$ .....	Liters
Cubic inches.....	0.03463.....	Pints (liq.)
Cubic inches.....	0.01732.....	Quarts (liq.)
CUBIC METERS.....	$10^6$ .....	Cubic centimeters
Cubic meters.....	35.31.....	Cubic feet
Cubic meters.....	61,023.....	Cubic inches
Cubic meters.....	1,308.....	Cubic yards
Cubic meters.....	264.2.....	Gallons U.S.
Cubic meters.....	220.....	Imperial Gallons
Cubic meters.....	$10^3$ .....	Liters
Cubic meters.....	2113.....	Pints (liq.)
Cubic meters.....	1057.....	Quarts (liq.)
CUBIC YARDS.....	$7.646 \times 10^6$ .....	Cubic centimeters
Cubic yards.....	27.....	Cubic feet
Cubic yards.....	46,656.....	Cubic inches
Cubic yards.....	0.7646.....	Cubic meters
Cubic yards.....	202.0.....	Gallons
Cubic yards.....	764.6.....	Liters
Cubic yards.....	1616.....	Pints (liq.)
Cubic yards.....	807.9.....	Quarts (liq.)
CUBIC YARDS/MIN.....	0.45.....	Cubic feet/sec.
Cubic yards/min.....	3.367.....	Gallons/sec.
Cubic yards/min.....	12.74.....	Liters/sec.
DECIGRAMS.....	0.1.....	Grams
DECILITERS.....	0.1.....	Liters
DECIMETERS.....	0.1.....	Meters
DEGREES (ANGLE).....	60.....	Minutes
Degrees (angle).....	0.01745.....	Radians
Degrees (angle).....	3600.....	Seconds
DEGREES/SEC.....	0.01745.....	Radians/sec.
Degrees/sec.....	0.1667.....	Revolutions/min.
Degrees/sec.....	0.002778.....	Revolutions/sec.
DEKAGRAMS.....	10.....	Grams

# CONVERSION UNITS

Multiply	By	To Obtain
DEKALITERS.....	10.....	Liters
DEKAMETERS.....	10.....	Meters
DRAMS.....	27.34375.....	Grains
Drams.....	0.0625.....	Ounces
Drams.....	1.771845.....	Grams
FATHOMS.....	6.....	Feet
FEET.....	30.48.....	Centimeters
Feet.....	12.....	Inches
Feet.....	0.3048.....	Meters
Feet.....	1/3.....	Yards
FEET OF WATER.....	0.02950.....	Atmospheres
Feet of water.....	0.8826.....	Inches of mercury
Feet of water.....	0.03048.....	Kgs./sq. cm.
Feet of water.....	62.43.....	Lbs./sq. ft.
Feet of water.....	0.4335.....	Lbs./sq. inch
FEET/MIN.....	0.5080.....	Centimeters/sec.
Feet/min.....	0.01667.....	Feet/sec.
Feet/min.....	0.01829.....	Kilometers/hr.
Feet/min.....	0.3048.....	Meters/min.
Feet/min.....	0.01136.....	Miles/hr.
FEET/SEC./SEC.....	30.48.....	Cms./sec./sec.
Feet/sec./sec.....	0.3048.....	Meters/sec./sec.
FOOT-POUNDS.....	$1.286 \times 10^{-3}$ .....	Br. Thermal Units
Foot-pounds.....	$5.050 \times 10^{-7}$ .....	Horse-power-hrs.
Foot-pounds.....	$3.241 \times 10^{-4}$ .....	Kilogram-calories
Foot-pounds.....	0.1383.....	Kilogram-meters
Foot-pounds.....	$3.766 \times 10^{-7}$ .....	Kilowatt-hrs.
FOOT-POUNDS/MIN.....	$1.286 \times 10^{-3}$ .....	B. T. Units/min.
Foot-pounds/min.....	0.01667.....	Foot-pounds/sec.
Foot-pounds/min.....	$3.030 \times 10^{-5}$ .....	Horse-power
Foot-pounds/min.....	$3.241 \times 10^{-4}$ .....	Kg.-calories/min.
Foot-pounds/min.....	$2.260 \times 10^{-5}$ .....	Kilowatts
FOOT-POUNDS/SEC.....	$7.717 \times 10^{-2}$ .....	B. T. Units/min.
Foot-pounds/sec.....	$1.818 \times 10^{-3}$ .....	Horse-power
Foot-pounds/sec.....	$1.945 \times 10^{-2}$ .....	Kg.-calories/min.
Foot-pounds/sec.....	$1.356 \times 10^{-3}$ .....	Kilowatts
GALLONS.....	3785.....	Cubic centimeters
Gallons.....	0.1337.....	Cubic feet
Gallons.....	231.....	Cubic inches
Gallons.....	$3.785 \times 10^{-3}$ .....	Cubic meters
Gallons.....	$4.951 \times 10^{-3}$ .....	Cubic yards
Gallons.....	128.....	Fluid ounces
Gallons.....	3.785.....	Liters
Gallons.....	8.....	Pints (liq.)
Gallons.....	4.....	Quarts (liq.)
GALLONS, IMPERIAL.....	1.20095.....	U.S. Gallons
Gallons, U.S.....	0.83267.....	Imperial gallons
Gallons Imperial.....	277.3.....	Cubic inches
Gallons Imperial.....	0.16.....	Cubic foot
Gallons Imperial.....	4.546.....	Liters
Gallons Imperial.....	0.00454.....	Cubic meter
GALLONS WATER.....	8.3453.....	Pounds of water
GALS. WATER (U.S.).....	3.785.....	Kilograms

Multiply	By	To Obtain
GALS. WATER (IMP.).....	10.02.....	Pounds
Gals. water (Imp.).....	4.54.....	Kilograms
GALLONS/MIN.....	$2.228 \times 10^{-3}$ .....	Cubic feet/sec.
Gallons/min.....	0.06308.....	Liters/sec.
Gallons/min.....	8.0208.....	Cu. ft./hr.
GALLONS WATER/MIN.....	6.0086.....	Tons water/24 hrs.
GRAINS (TROY).....	1.....	Grains (avoir.)
Grains (troy).....	0.06480.....	Grams
Grains (troy).....	0.04167.....	Pennyweights (troy)
Grains (troy).....	$2.0833 \times 10^{-3}$ .....	Ounces (troy)
GRAINS/U.S. GAL.....	17.118.....	Parts/million
Grains/U.S. gal.....	142.86.....	Lbs./million gal.
GRAINS/IMP. GAL.....	14.286.....	Parts/million
GRAMS.....	980.7.....	Dynes
Grams.....	15.43.....	Grains
Grams.....	$10^{-3}$ .....	Kilograms
Grams.....	$10^3$ .....	Milligrams
Grams.....	0.03527.....	Ounces
Grams.....	0.03215.....	Ounces (troy)
Grams.....	$2.205 \times 10^{-3}$ .....	Pounds
GRAMS/CM.....	$5.600 \times 10^{-3}$ .....	Pounds/inch
GRAMS/CU. CM.....	62.43.....	Pounds/cubic foot
Grams/cu. cm.....	0.03613.....	Pounds/cubic inch
GRAMS/LITER.....	58.417.....	Grains/gal.
Grams/liter.....	8.345.....	Pounds/1000 gals.
Grams/liter.....	0.062427.....	Pounds/cubic foot
Grams/liter.....	1000.....	Parts/million
HECTOGRAMS.....	100.....	Grams
HECTOLITERS.....	100.....	Liters
HECTOMETERS.....	100.....	Meters
HECTOWATTS.....	100.....	Watts
HORSE-POWER.....	42.44.....	B. T. Units/min.
Horse-power.....	33,000.....	Foot-lbs./min.
Horse-power.....	550.....	Foot-lbs./sec.
Horse-power.....	1.014.....	H-power (Metric)
Horse-power.....	10.70.....	Kg.-calories/min.
Horse-power.....	0.7457.....	Kilowatts
Horse-power.....	745.7.....	Watts
HORSE-POWER (BOILER).....	33,479.....	B. T. U./hr.
Horse-power (boiler).....	9.803.....	Kilowatts
HORSE-POWER-HOURS.....	2547.....	Br. Thermal Units
Horse-power-hours.....	$1.98 \times 10^6$ .....	Foot-lbs.
Horse-power-hours.....	641.7.....	Kilogram-calories
Horse-power-hours.....	$2.737 \times 10^5$ .....	Kilogram-meters
Horse-power-hours.....	0.7457.....	Kilowatt-hours
INCHES.....	2.540.....	Centimeters
Inches.....	25.4.....	Millimeters
Inches.....	0.0254.....	Meters
Inches.....	0.0833.....	Foot
INCHES OF MERCURY.....	0.03342.....	Atmospheres
Inches of mercury.....	1.133.....	Feet of water

# CONVERSION UNITS

Multiply	By	To Obtain
Inches of mercury.....	0.03453.....	Kgs./sq. cm.
Inches of mercury.....	70.73.....	Lbs./sq. ft.
Inches of mercury.....	0.4912.....	Lbs./sq. inch
<b>INCHES OF WATER.....</b>	<b>0.002458.....</b>	<b>Atmospheres</b>
Inches of water.....	0.07355.....	Inches of mercury
Inches of water.....	0.002540.....	Kgs./sq. cm.
Inches of water.....	0.5781.....	Ounces/sq. inch
Inches of water.....	5.202.....	Lbs./sq. foot
Inches of water.....	0.03613.....	Lbs./sq. inch
<b>KILOGRAMS.....</b>	<b>980,665.....</b>	<b>Dynes</b>
Kilograms.....	2.205.....	Lbs.
Kilograms.....	1.102x10 <sup>-3</sup> .....	Tons (short)
Kilograms.....	10 <sup>3</sup> .....	Grams
<b>KGS./METER.....</b>	<b>0.6720.....</b>	<b>Lbs./foot</b>
<b>KGS./SQ. CM.....</b>	<b>0.9678.....</b>	<b>Atmospheres</b>
Kgs./sq. cm.....	32.81.....	Feet of water
Kgs./sq. cm.....	28.96.....	Inches of mercury
Kgs./sq. cm.....	2048.....	Lbs./sq. foot
Kgs./sq. cm.....	14.22.....	Lbs./sq. inch
<b>KGS./SQ. MILLIMETER.....</b>	<b>10<sup>6</sup>.....</b>	<b>Kgs./sq. meter</b>
<b>KILOLITERS.....</b>	<b>10<sup>3</sup>.....</b>	<b>Liters</b>
<b>KILOMETERS.....</b>	<b>10<sup>5</sup>.....</b>	<b>Centimeters</b>
Kilometers.....	3281.....	Feet
Kilometers.....	10 <sup>3</sup> .....	Meters
Kilometers.....	0.6214.....	Miles
Kilometers.....	1094.....	Yards
<b>KILOMETERS/HR.....</b>	<b>27.78.....</b>	<b>Centimeters/sec.</b>
Kilometers/hr.....	54.68.....	Feet/min.
Kilometers/hr.....	0.9113.....	Feet/sec.
Kilometers/hr.....	0.5396.....	Knots
Kilometers/hr.....	16.67.....	Meters/min.
Kilometers/hr.....	0.6214.....	Miles/hr.
<b>KMS./HR./SEC.....</b>	<b>27.78.....</b>	<b>Cms./sec./sec.</b>
Kms./hr./sec.....	0.9113.....	Ft./sec./sec.
Kms./hr./sec.....	0.2778.....	Meters/sec./sec.
<b>KILOWATTS.....</b>	<b>56.92.....</b>	<b>B. T. Units/min.</b>
Kilowatts.....	4.425x10 <sup>4</sup> .....	Foot-lbs./min.
Kilowatts.....	737.6.....	Foot-lbs./sec.
Kilowatts.....	1.341.....	Horse-power
Kilowatts.....	14.34.....	Kg.-calories/min.
Kilowatts.....	10 <sup>3</sup> .....	Watts
<b>KILOWATT-HOURS.....</b>	<b>3415.....</b>	<b>Br. Thermal Units</b>
Kilowatt-hours.....	2.655x10 <sup>6</sup> .....	Foot-lbs.
Kilowatt-hours.....	1.341.....	Horse-power-hrs.
Kilowatt-hours.....	860.5.....	Kilogram-calories
Kilowatt-hours.....	3.671x10 <sup>3</sup> .....	Kilogram-meters
<b>LITERS.....</b>	<b>10<sup>3</sup>.....</b>	<b>Cubic centimeters</b>
Liters.....	0.03531.....	Cubic feet
Liters.....	61.02.....	Cubic inches
Liters.....	10 <sup>-2</sup> .....	Cubic meters
Liters.....	1.308x10 <sup>-3</sup> .....	Cubic yards
Liters.....	0.2642.....	Gallons
Liters.....	2.113.....	Pints (liq.)
Liters.....	1.057.....	Quarts (liq.)
<b>LITERS/MIN.....</b>	<b>5.886x10<sup>-4</sup>.....</b>	<b>Cubic/ft./sec.</b>
Liters/min.....	4.403x10 <sup>-3</sup> .....	Gals./sec.

Multiply	By	To Obtain
LUMBER WIDTH (IN.) X THICKNESS (IN.).....		Length (ft.) Board Feet

12

<b>METERS.....</b>	<b>100.....</b>	<b>Centimeters</b>
Meters.....	3.281.....	Feet
Meters.....	39.37.....	Inches
Meters.....	10 <sup>-3</sup> .....	Kilometers
Meters.....	10 <sup>3</sup> .....	Millimeters
Meters.....	1.094.....	Yards
<b>METERS/MIN.....</b>	<b>1.667.....</b>	<b>Centimeters/sec.</b>
Meters/min.....	3.281.....	Feet/min.
Meters/min.....	0.05468.....	Feet/sec.
Meters/min.....	0.06.....	Kilometers/hr.
Meters/min.....	0.03728.....	Miles/hr.
<b>METERS/SEC.....</b>	<b>196.8.....</b>	<b>Feet/min.</b>
Meters/sec.....	3.281.....	Feet/sec.
Meters/sec.....	3.6.....	Kilometers/hr.
Meters/sec.....	0.06.....	Kilometers/min.
Meters/sec.....	2.237.....	Miles/hr.
Meters/sec.....	0.03728.....	Miles/min.
<b>METRIC TONS.....</b>	<b>2204.6.....</b>	<b>Pounds</b>
Metric tons.....	1.1023.....	Short tons
<b>MICRONS.....</b>	<b>10<sup>-6</sup>.....</b>	<b>Meters</b>
<b>MILES.....</b>	<b>1.609x10<sup>5</sup>.....</b>	<b>Centimeters</b>
Miles.....	5280.....	Feet
Miles.....	1.609.....	Kilometers
Miles.....	1760.....	Yards
<b>MILES/HR.....</b>	<b>44.70.....</b>	<b>Centimeters/sec.</b>
Miles/hr.....	88.....	Feet/min.
Miles/hr.....	1.467.....	Feet/sec.
Miles/hr.....	1.609.....	Kilometers/hr.
Miles/hr.....	0.8684.....	Knots
Miles/hr.....	26.82.....	Meters/min.
<b>MILES/MIN.....</b>	<b>2682.....</b>	<b>Centimeters/sec.</b>
Miles/min.....	88.....	Feet/sec.
Miles/min.....	1.609.....	Kilometers/min.
Miles/min.....	60.....	Miles/hr.
<b>MILLIERS.....</b>	<b>10<sup>3</sup>.....</b>	<b>Kilograms</b>
<b>MILLIGRAMS.....</b>	<b>10<sup>-3</sup>.....</b>	<b>Grams</b>
<b>MILLILITERS.....</b>	<b>10<sup>-3</sup>.....</b>	<b>Liters</b>
<b>MILLIMETERS.....</b>	<b>0.1.....</b>	<b>Centimeters</b>
Millimeters.....	0.03937.....	Inches
<b>MILLIGRAMS/LITER.....</b>	<b>1.....</b>	<b>Parts/million</b>
<b>MILLION GALS./DAY.....</b>	<b>1.54723.....</b>	<b>Cubic ft./sec.</b>
<b>MINER'S INCHES.....</b>	<b>1.5.....</b>	<b>Cubic ft./min.</b>
Miner's inches.....	11.25.....	G.P.M.
(Arizona, Cal., Mont., Nevada, Oregon)		

# CONVERSION UNITS

Multiply	By	To Obtain	Multiply	By	To Obtain
(Idaho, Kansas, Neb., N.M., N.D., S.D., Utah)	9.....	G.P.M.	POUNDS/CUBIC INCH.....	27.68.....	Grams/cubic cm.
			Pounds/cubic inch.....	$2.768 \times 10^4$ .....	Kgs./cubic meter
			Pounds/cubic inch.....	1728.....	Lbs./cubic foot
MINUTES (ANGLE).....	$2.909 \times 10^{-4}$ .....	Radians	POUNDS/FOOT.....	1.488.....	Kgs./meter
			Pounds/inch.....	178.6.....	Grams/cm.
OUNCES.....	16.....	Drams	POUNDS/SQ. FOOT.....	0.01602.....	Feet of water
Ounces.....	137.5.....	Grains	Pounds/sq. foot.....	$4.883 \times 10^{-4}$ .....	Kgs./sq. cm.
Ounces.....	0.0625.....	Pounds	Pounds/sq. foot.....	$6.945 \times 10^{-3}$ .....	Pounds/sq. inch
Ounces.....	28.349527.....	Grams	POUNDS/SQ. INCH.....	0.06804.....	Atmospheres
Ounces.....	0.9115.....	Ounces (troy)	Pounds/sq. inch.....	2.307.....	Feet of water
Ounces.....	$2.790 \times 10^{-3}$ .....	Tons (long)	Pounds/sq. inch.....	2.036.....	Inches of mercury
Ounces.....	$2.835 \times 10^{-5}$ .....	Tons (metric)	Pounds/sq. inch.....	0.07031.....	Kgs./sq. cm.
OUNCES, TROY.....	480.....	Grains	QUARTS (DRY).....	67.20.....	Cubic inches
Ounces, troy.....	20.....	Pennywghts. (troy)	QUARTS (LIQ.).....	57.75.....	Cubic inches
Ounces, troy.....	0.08333.....	Pounds (troy)	QUINTAL, ARGENTINE.....	101.28.....	Pounds
Ounces, troy.....	31.103481.....	Grams	Quintal, Brazil.....	129.54.....	Pounds
Ounces, troy.....	1.09714.....	Ounces, avoird.	Quint., Castile, Peru.....	101.43.....	Pounds
OUNCES (FLUID).....	1.805.....	Cubic inches	Quintal, Chile.....	101.41.....	Pounds
Ounces (fluid).....	0.02957.....	Liters	Quintal, Mexico.....	101.47.....	Pounds
OUNCES/SQ. INCH.....	0.0625.....	Lbs./sq. inch	Quintal, Metric.....	220.46.....	Pounds
PARTS/MILLION.....	0.0584.....	Grains/U.S. gal.	1	8.0208.....	Overflow rate
Parts/million.....	0.07016.....	Grains/Imp. gal.	Sq. FT./GAL./MIN.		(ft./hr.)
Parts/million.....	8.345.....	Lbs./million gal.	TEMP. (°C.) +273.....	1.....	Abs. temp. (°C.)
PENNYWGHTS. (TROY).....	24.....	Grains	Temp. (°C.) +17.78.....	1.8.....	Temp. (°F.)
Pennywghts. (troy).....	1.55517.....	Grams	Temp. (°F.) +460.....	1.....	Abs. temp. (°F.)
Pennywghts. (troy).....	0.05.....	Ounces (troy)	Temp. (°F.) -32.....	5/9.....	Temp. (°C.)
Pennywghts. (troy).....	$4.1667 \times 10^{-3}$ .....	Pounds (troy)	TONS (LONG).....	1016.....	Kilograms
PINTS.....	0.4732.....	Liter	Tons (long).....	2240.....	Pounds
POUNDS (AVOIR.).....	16.....	Ounces	Tons (long).....	1.12000.....	Tons (short)
Pounds (avoird.).....	256.....	Drams	TONS (METRIC).....	$10^3$ .....	Kilograms
Pounds (avoird.).....	7000.....	Grains	Tons (metric).....	2205.....	Pounds
Pounds (avoird.).....	0.0005.....	Tons (short)	TONS (SHORT).....	2000.....	Pounds
Pounds (avoird.).....	453.5924.....	Grams	Tons (short).....	32000.....	Ounces
Pounds (avoird.).....	1.21528.....	Pounds (troy)	Tons (short).....	907.18486.....	Kilograms
Pounds (avoird.).....	14.5833.....	Ounces (troy)	Tons (short).....	2430.56.....	Pounds (troy)
Pounds (avoird.).....	0.454.....	Kilograms	Tons (short).....	0.89287.....	Tons (long)
POUNDS (TROY).....	5760.....	Grains	Tons (short).....	29166.66.....	Ounces (troy)
Pounds (troy).....	240.....	Pennywghts. (troy)	Tons (short).....	0.90718.....	Tons (metric)
Pounds (troy).....	12.....	Ounces (troy)	TONS OF WATER/24 HRS. 83.333.....		Pounds water/hr.
Pounds (troy).....	373.24177.....	Grams	Tons of water/24 hrs. 0.16643.....		Gallons/min.
Pounds (troy).....	0.822857.....	Pounds (avoird.)	Tons of water/24 hrs. 1.3349.....		Cu. ft./hr.
Pounds (troy).....	13.1657.....	Ounces (avoird.)	WATTS.....	0.05692.....	B. T. Units/min.
Pounds (troy).....	$3.6735 \times 10^{-4}$ .....	Tons (long)	Watts.....	44.26.....	Foot-pounds/min.
Pounds (troy).....	$4.1143 \times 10^{-4}$ .....	Tons (short)	Watts.....	0.7376.....	Foot-pounds/sec.
Pounds (troy).....	$3.7324 \times 10^{-4}$ .....	Tons (metric)	Watts.....	$1.941 \times 10^{-3}$ .....	Horse-power
POUNDS OF WATER.....	0.01602.....	Cubic feet	Watts.....	0.01434.....	Kg.-calories/min.
Pounds of water.....	27.68.....	Cubic inches	Watts.....	$10^{-3}$ .....	Kilowatts
Pounds of water.....	0.1198.....	Gallons	WATT-HOURS.....	3.415.....	Br. Thermal Units
Pounds of water.....	0.10.....	Imp. gallon	Watt-hours.....	2655.....	Foot-pounds
LBS. OF WATER/MIN.....	$2.670 \times 10^{-4}$ .....	Cubic ft./sec.	Watt-hours.....	$1.341 \times 10^{-3}$ .....	Horse-power hrs.
POUNDS/CUBIC FOOT.....	0.01602.....	Grams/cubic cm.	Watt-hours.....	0.8605.....	Kilogram-calories
Pounds/cubic foot.....	16.02.....	Kgs./cubic meter	Watt-hours.....	367.1.....	Kilogram-meters
Pounds/cubic foot.....	$5.787 \times 10^{-4}$ .....	Lbs./cubic inch	Watt-hours.....	$10^{-3}$ .....	Kilowatt-hours

**Price® Pump Co.** is known for its versatile line of centrifugal pumps and the shortest lead-times in the pump industry!

**Price® Pump** specializes in rapid delivery of both custom and standard centrifugal pumps.

All models listed in our price sheets are shipped within our standard lead-time of 7-10 working days.

Expedited shipments on the Same day, Next day and within six working days are all available lead-time options when you need a pump sooner than later.



At **Price® Pump Co.**, we back our products with a 2-year warranty along with prompt and efficient service you expect from a leading pump supplier.

Our expert technical support personnel provide timely and accurate information on the performance and availability of every Price® Pump. We can help you select the right pump for a unique application and often suggest alternatives that may improve pump performance and save you money. Pump modifications and expedited deliveries are our specialty.

**Price® Pump Co.** supplies centrifugal pumps for O.E.M., agricultural, chemical, laser, semiconductor, pollution control, waste and water treatment, and many other industrial applications. Our pumps are suitable for liquids ranging from water, oils, solvents, and chemicals to strong acid or alkaline solutions.

We invite you to compare our prices and our quality the next time you need a reliable centrifugal pump.



**PRICE® PUMP**

**21775 Eighth St. East**

**Sonoma, CA 95476-0329**

**Toll Free: (800) 345-7867**

**Main: (707) 938-8441**

**Fax: (707) 938-0764**

**E-mail: [sales@pricepump.com](mailto:sales@pricepump.com)**

**[www.pricepump.com](http://www.pricepump.com)**

Member of:  
**Hydraulic**  
INSTITUTE